

```
$ cat welcome.c
#include <stdio.h>

int main(int argc, char *argv[])
{
    printf("Welcome to COS 217\n");
    printf("Introduction to Programming Systems\n\n");
    printf("%s %d\n", "Spring", 2024);
    return 0;
}
```

```
$ cat Makefile
CC=gcc217
welcome: welcome.o
```

```
$ make
gcc217 -c -o welcome.o welcome.c
gcc217 welcome.o -o welcome
```

```
$ ./welcome
```

Welcome to COS 217
Introduction to Programming Systems

Spring 2024

Agenda



Course overview

- **Introductions**
- Course goals
- Resources
- Grading
- Policies

Our computing environment

- Key software / terminology
- Navigating the filesystem
- Demo (time permitting)



Introductions

Instructor of Record

- Christopher Moretti

cmoretti@cs.princeton.edu

Faculty Preceptors

- Xiaoyan Li
- Donna Gabai

xiaoyan@cs.princeton.edu

dgabai@cs.princeton.edu

Graduate Preceptors

- Dwaha Daud
- Gongqi Huang
- Guðni Nathan Gunnarsson
- Austin Li '23
- Nanqinqin Li
- Indu Panigrahi '23

dd5952@princeton.edu

gongqih@princeton.edu

gudni.nathan@princeton.edu

atli@princeton.edu

linanqinqin@princeton.edu

indup@princeton.edu

Agenda



Course overview

- Introductions
- **Course goals**
- Resources
- Grading
- Policies

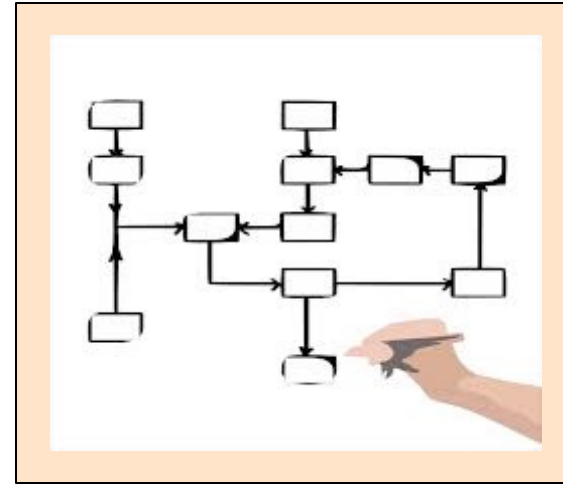
Our computing environment

- Key software / terminology
- Navigating the filesystem
- Demo (time permitting)



Goal 1: Programming in the Large

Learn how to compose large(r) computer programs



Topics

- Modularity/abstraction, information hiding, resource management, error handling, testing, debugging, performance improvement
- Tools: ssh, bash, shell utilities, git, gcc, make, gdb, gprof, valgrind, splint



Along the Way: Learn Linux

Question: Why use the Linux operating system?

Answer 1: Linux is the industry standard for servers, embedded devices, education, and research

Answer 2: Linux (with GNU tools) is good for programming (which helps explain answer 1)

Linux™





Goal 2: Lower-level Languages

```
int main(void) {
  while ((iChar = getchar()) != EOF) {
    lCharCount++;
    if (isspace(iChar)) {
      if (iInWord) {
        lWordCount++;
        iInWord = FALSE;
      }
    }
  }
}
```



```
main:
.LFB0:
.cfi_startproc
stp x29, x30, [sp, -16]!
.cfi_def_cfa_offset 16
.cfi_offset 29, -16
.cfi_offset 30, -8
add x29, sp, 0
.cfi_def_cfa_register 29
b .L2
```



```
RELOCATION RECORDS FOR [.eh_frame]:
OFFSET          TYPE          VALUE
000000000000001c R_AARCH64_PREL32 .text
```


```
Contents of section .text:
 0000 fd7bbfa9 fd030091 39000014
00000090 .{.....9.....
```





Goals: Summary

Help you to gain ...



Jungwoo Hong

Programming Maturity

Agenda



Course overview

- Introductions
- Course goals
- **Resources**
- Grading
- Policies

Our computing environment

- Key software / terminology
- Navigating the filesystem
- Demo (time permitting)

Lectures



Describe material at a mix of levels

- Some conceptual (high) overview
- Some digging into details



Slides on course website

Videos from some previous offerings are available on YouTube
... but be careful, you are responsible for any differences

Etiquette

- Ask questions as they come up!
- Use electronic devices *primarily* for taking notes or annotating slides
- Limit your InstaSnapTokBookRedGoo, please – for yourself and your neighbors

iClicker



Occasional questions in class, graded on participation not correctness.

- Using an app on your phone or the web client
- Setup is "iClicker Cloud", integrated with our course's Canvas.
- Register, select Princeton University, and find course "COS 217 – Spring 2024"

iClicker Question

Q: Can you answer this iClicker question today?

A. Yes

B. No, but I've been practicing my mental electrotelekinesis and the response is being registered anyway

C. I'm not here, but someone is iClicking for me
(don't do this – it's a violation of our course policies!)



Precepts

Describe material at the “practical” (low) level

- Support your work on assignments
- Hard-copy handouts distributed in precept
- Handouts also available via course website

Etiquette

- Attend your precept: attendance will be taken
- Use TigerHub to move to another precept if timing is a problem
- Must miss your precept once or twice? \Rightarrow inform preceptors & attend another

Precepts begin today!

Websites



<https://www.cs.princeton.edu/~cos217>

(Course website)

- Home page, schedule page, assignment page, policies page

<https://princeton.instructure.com/courses/13306>

(Canvas)

- Links to Ed, Library reserves and other readings, NameCoach





<https://edstem.org/us/courses/53502/discussion>

- Also available as a Canvas link from the course website
- Q&A – post here instead of emailing staff when possible



Etiquette

- Study provided material before posting question
 - Lecture slides, precept handouts, required readings
- Read / search all (recent) Ed threads before posting question
- Don't reveal your code!
 - See course policies
 - Click “private” if in doubt – we can make it public after-the-fact

codePost



We will use [codePost.io](https://codepost.io) to annotate your assignment submissions with feedback and grades.


More information on this when we get ready to return Assignment 1.

Books




C Programming: A Modern Approach (Second Edition) (required)

- King
- C programming language and standard libraries




ARM 64-bit Assembly Language (required / online)

- Pyeatt with Ughetta



The Practice of Programming (online)

- Kernighan and Pike
- “Programming in the large”



Help!



Office Hours, Concept Hours, and Study Hall

- 3+ hours per day 7 days per week; schedule is on the course website
- Office hours: offer help on assignments, as well as lecture and precept material
- “Concept” office hours after lecture: focus on course material, not debugging
- McGraw Study Hall: like Concept hours, but with peers

Intro COS Lab Hours

- Intro Lab TAs are your peers who have already completed this course.
- Available 4+ hours per day, every single day in Lewis Library:
<https://introlab.cs.princeton.edu/>
- These sessions are specific to **debugging** your assignments.
Go to (regular or concept) office hours or study hall
for **conceptual** help with course materials

Agenda



Course overview

- Introductions
- Course goals
- Resources
- Grading
- Policies

Our computing environment

- Key software / terminology
- Navigating the filesystem
- Demo (time permitting)

Grading



Course Component	Percentage of Grade
Assignments *	55
Midterm Exam **	15
Final Exam **	25
Participation ***	5

* Late assignments 10% off per day; first 4 late days waived.

** During midterms week and final exam period, respectively.

*** Did your involvement benefit the course?

- Lecture/precept attendance and precept/Ed participation



Programming Assignments

Regular (every 1.5-2.5 weeks) assignments

0. Introductory survey
1. “De-comment” program
2. String module
3. Symbol table module
4. Debugging directory and file trees *
5. Assembly language programming *
6. Buffer overrun attack *

*(partnered assignment)



Assignments 0 and 1 are available now: **start early!!**

Agenda



Course overview

- Introductions
- Course goals
- Resources
- Grading
- Policies

Our computing environment

- Key software / terminology
- Navigating the filesystem
- Demo (time permitting)



Policies

Learning is a collaborative activity!

- Discussions with others that help you understand concepts from class are encouraged

But programming assignments are graded!

- Everything that gets submitted for a grade must be exclusively your own work
- Don't look at code from someone else, the web, GitHub, etc. – see the course “Policies” web page
- Don't reveal your code or design decisions to anyone except course staff – see the course “Policies” web page
- Treat interaction with AI chatbots or assistants as you would treat interaction with classmates or other people



@jdent

Violations of course policies

- Typical course-level penalty is 0
- Typical University-level penalty is suspension



Mental Health

COS 1xx/2xx courses are hard under the best of circumstances

- Information-dense
- Programming is a new skill, or “craft”: not like writing essays or doing problem sets

When are things ever the best of circumstances, anyway?

- We all feel stressed, anxious, uncertain at times – but when these veer into panic or depression...

Say something, and get help

- Reach out to CPS, your residential college dean, course staff
- No judgment! Many of us have been there!

Questions?



Agenda

Course overview

- Introductions
- Course goals
- Resources
- Grading
- Policies

Our computing environment

- Key software / terminology
- Navigating the filesystem
- Demo (time permitting)

```
Installing package: android-sdk 26.1.1-1 (Mon Feb 1 10:00:00 AM 2016)
Loading runtime dependencies...
Loading buildtime dependencies...
Loading sources...
Loading sdk-tools-linux-4333796.zip...
% Received % Xferd Average Speed Time Ti
Dload Upload To
100 147M 0 0 4682k 0 0:00
android-sdk.sh
android-sdk.csh
android-sdk.conf
license.html
Extracting source files with shaisums...
sdk-tools-linux-4333796.zip ... Passed
android-sdk.sh ... Passed
android-sdk.csh ... Passed
android-sdk.conf ... Passed
```

Sai Kiran Anagani

ssh! While I bash this shell...



A quick COS217 \leftrightarrow English dictionary so that we're on the same page





What's an Operating System?

Narrow definition:

A piece of software that controls the interaction between programs and hardware (CPU, memory, storage, peripherals).

Also called a “kernel”.

Modern Kernel Examples

- Unix lineage: Linux, XNU
- VMS lineage: Windows NT

Looser definition:

The kernel plus a variety of libraries and tools built upon it, that provide a specific experience to users (e.g., GUI).

Modern OS Examples

- Linux kernel: Linux/GNU, Android
- XNU kernel: macOS, iOS
- Windows NT kernel: Windows



What's a Command Line?

Graphical User Interface (GUI):

Graphical “point and click” or “swipe and tap” paradigm for interacting with programs.

Programs usually designed to respond to “events”, and display output via “widgets”.

Often more user-friendly.

Command Line Interface (CLI):

Text-based paradigm for interacting with programs.

Programs usually designed to accept typed (text-based) input and produce text-based output.

Easier to code, more flexible, easier to execute remotely, and easier to automate/script!



What's a Terminal and a Shell?

Terminal Emulator:

GUI program that relays typed input to a CLI program and displays its output on the screen.



Shell:

CLI or GUI program for managing files and running other programs.

GUI examples:

Mac finder / dock,
Windows file mgr / start menu

CLI example: bash



What's ssh?

ssh:

Stands for “secure shell”
(but it’s not a shell!)

CLI program that connects to
`sshd` on another computer and
relays text back/forth securely.

sshd:

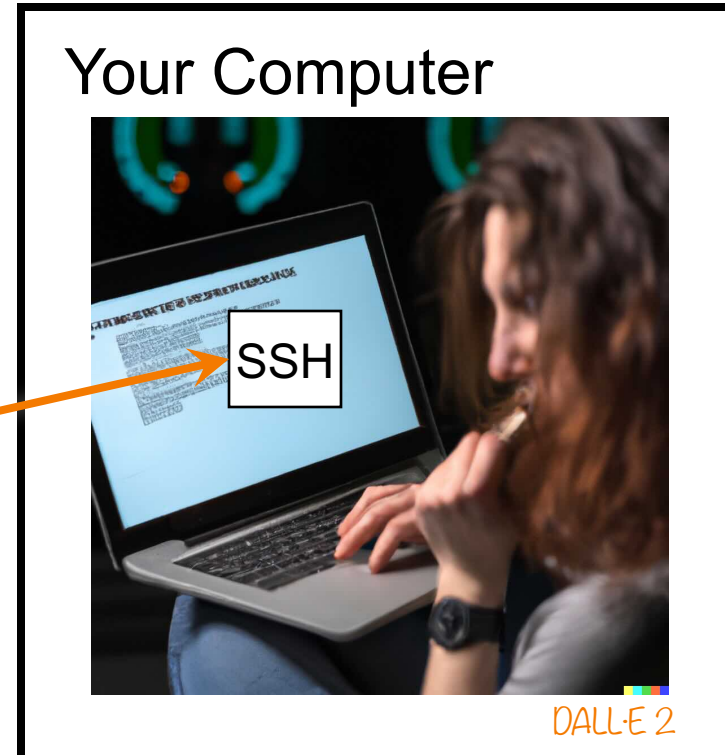
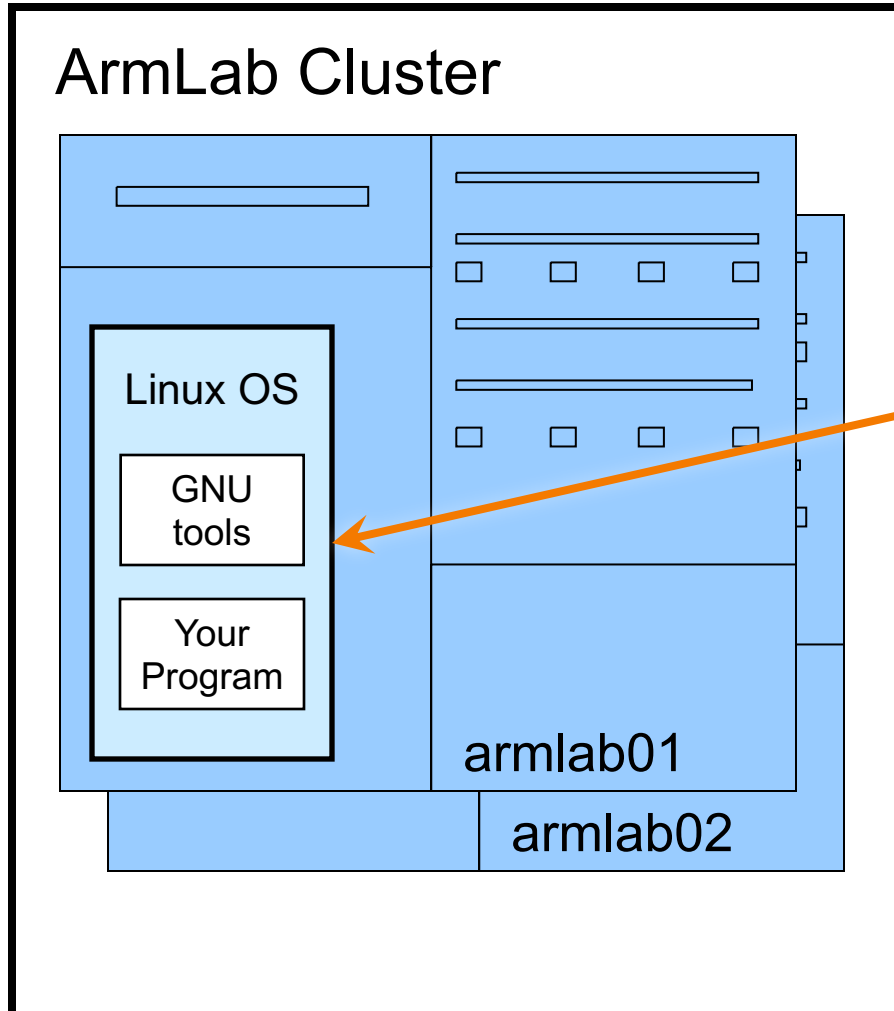
Program that runs continuously
on a server, accepts network
connections from ssh clients,
and relays text back/forth to
a local shell (e.g., `bash`).



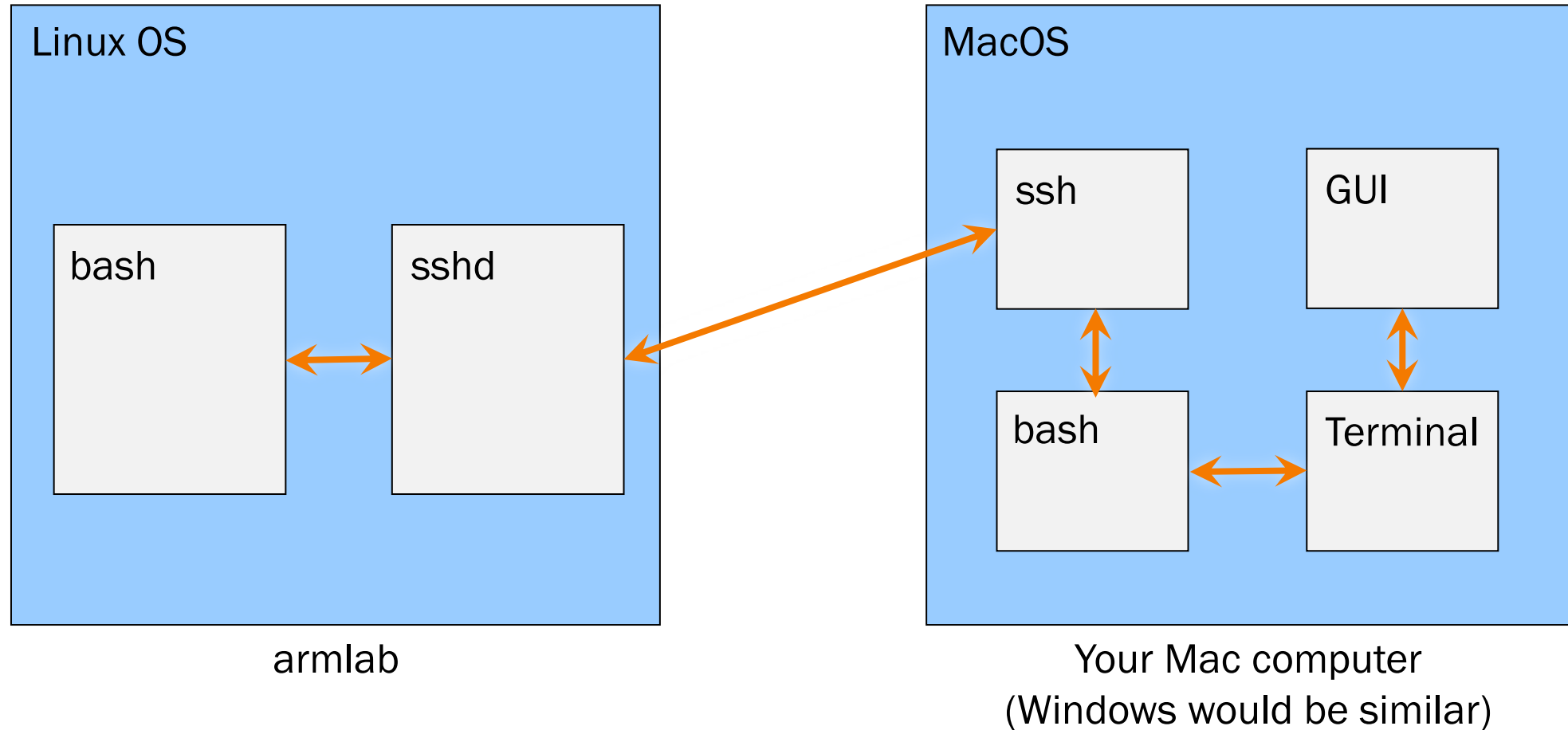
Programming Environment – The Illusion

Server

Client



Programming Environment – The Reality





What's a Text Editor?

Text Editor:

Allows editing *plain text*:
just a sequence of characters.

Examples: TextEdit, Notepad,
Sublime Text, emacs, vi

Word Processor:

Allows editing text with formatting
(various fonts, paragraphs, etc.)

Does *not* output plain-text.

Examples: Word, Pages

Integrated Development Environment (IDE):

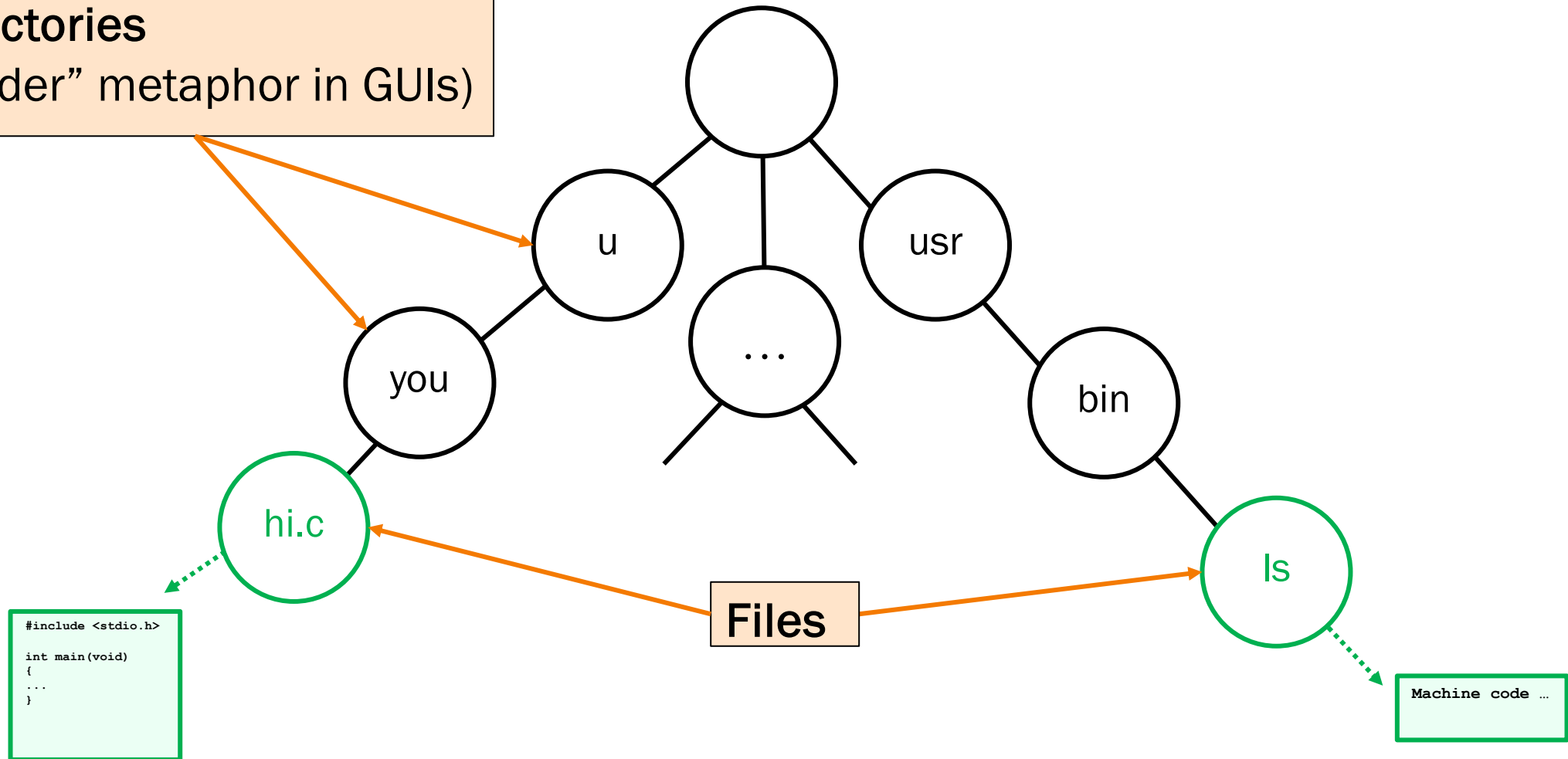
Text editor optimized for code –
usually integrates syntax coloring,
compiling, searching for errors,
sometimes suggesting variable
names or code snippets.

Examples: IntelliJ, VS Code,
{emacs, vi} *with the appropriate
configuration*



Filesystems

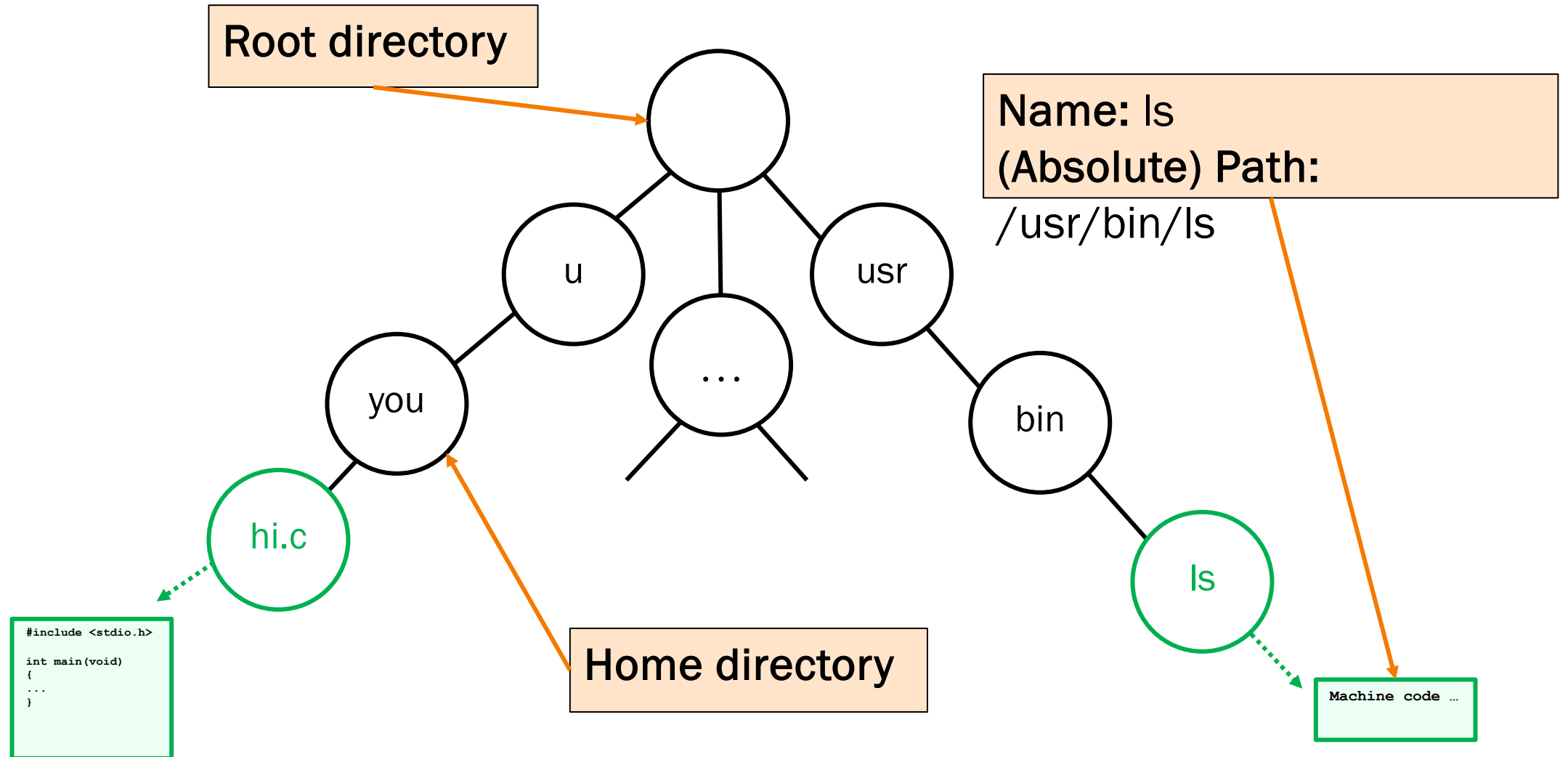
Directories
("folder" metaphor in GUIs)



```
#include <stdio.h>
int main(void)
{
  ...
}
```

Machine code ...

Filesystems

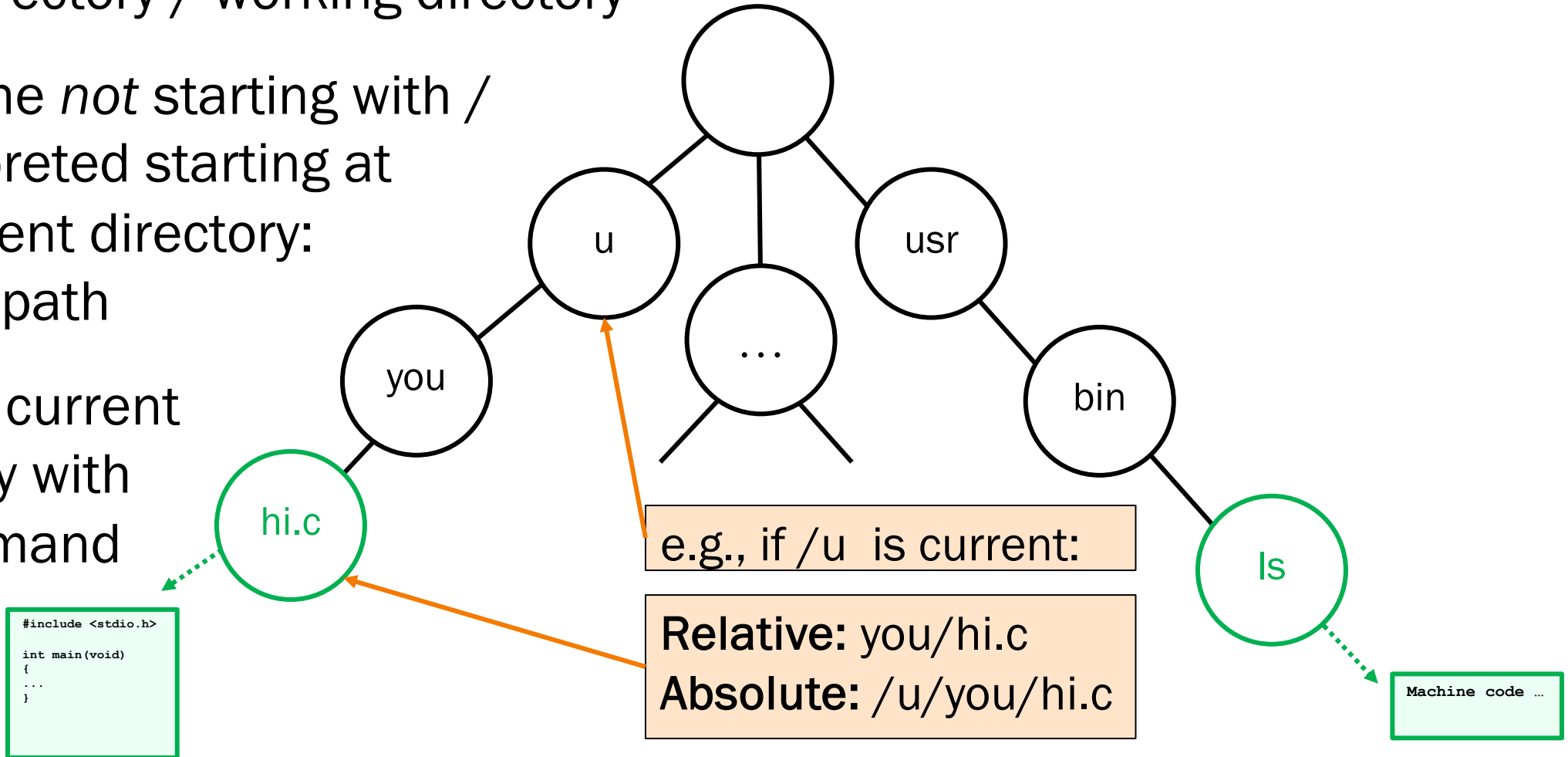




Filesystems

Current directory / working directory

- Any name *not* starting with / is interpreted starting at the current directory: *relative* path
- Change current directory with *cd* command

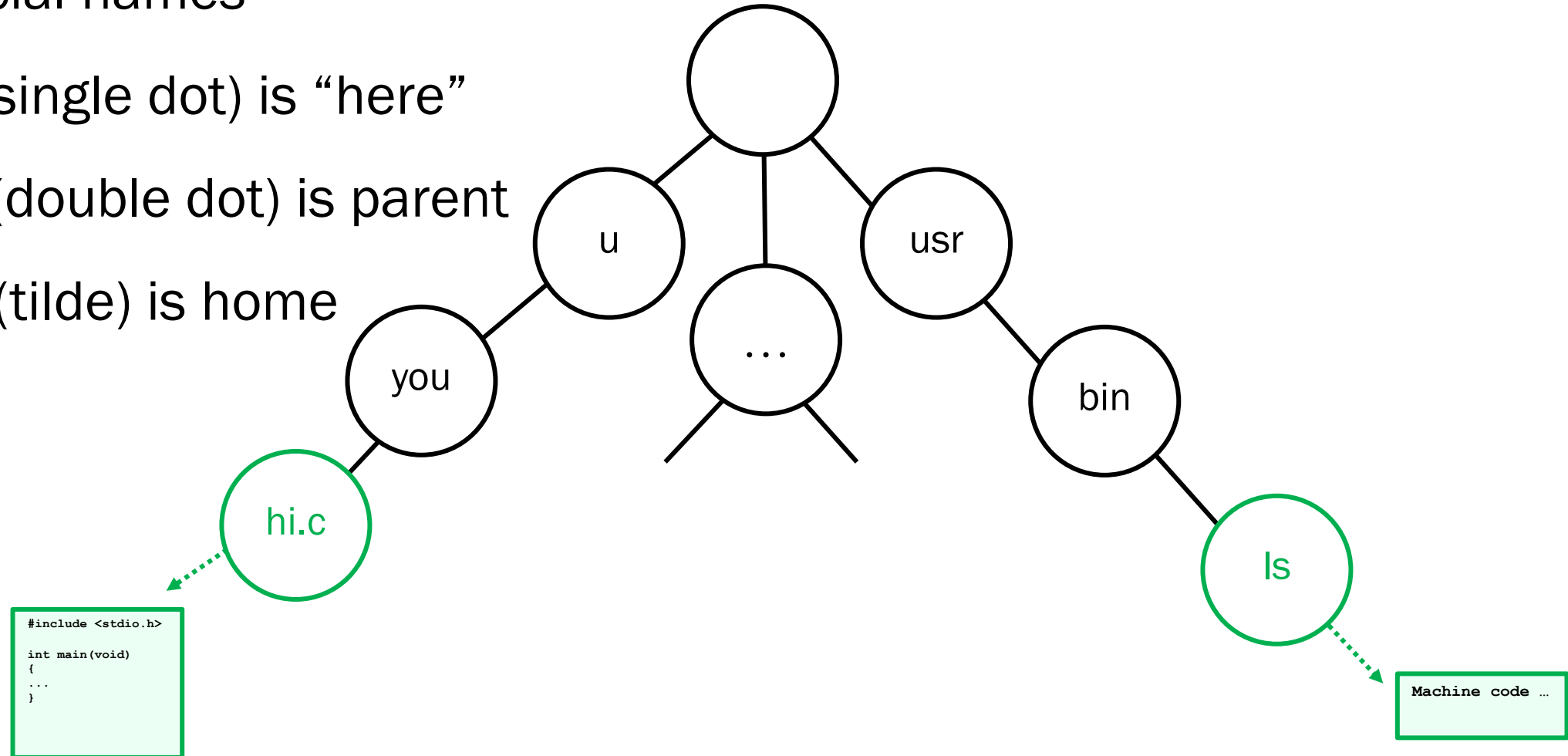




Filesystems

Special names

- . (single dot) is “here”
- .. (double dot) is parent
- ~ (tilde) is home





Next steps ...

- Check out website and policies soon
<https://www.cs.princeton.edu/~cos217>
- Precepts start today/tomorrow!
- For more on Linux/Shell – optional (but strongly encouraged) lecture videos from Fall 2020:
 - ["Getting Started with bash" walkthrough](#)
 - [Advanced bash walkthrough](#)

