



Security I: Concepts and Applications

Lecture 20

COS 461: Computer Networks

Kyle Jamieson

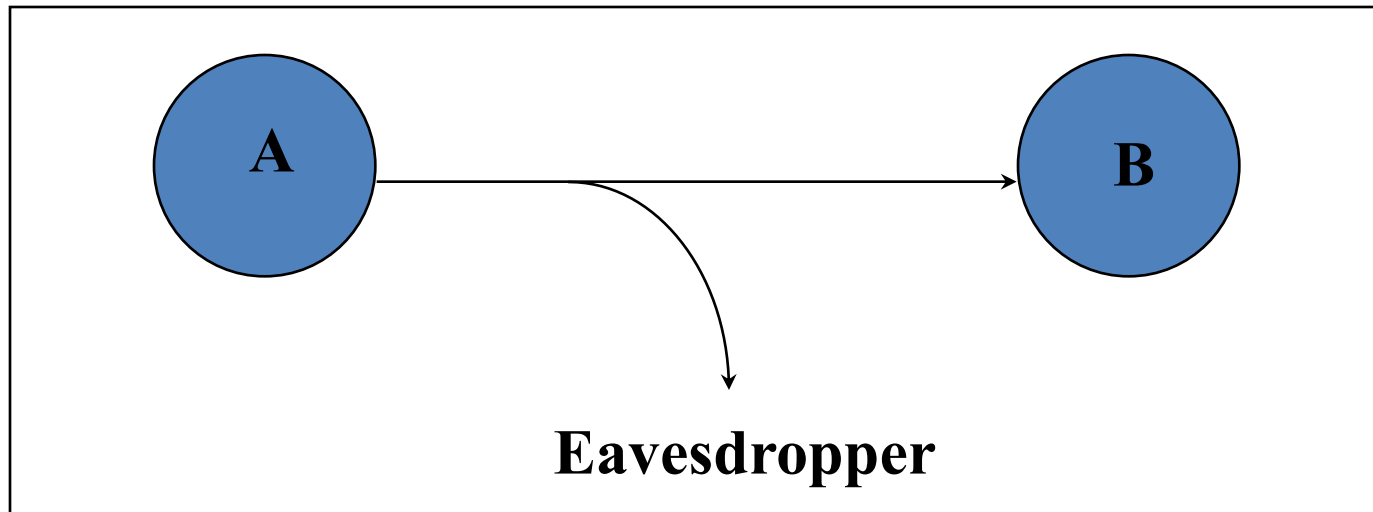
Internet's Design: Insecure

- Designed for **simplicity**
- "On by default" design

- Readily available **zombie** machines
- Attacks **look like normal** traffic
- Internet's federated operation **obstructs cooperation** for diagnosis/mitigation

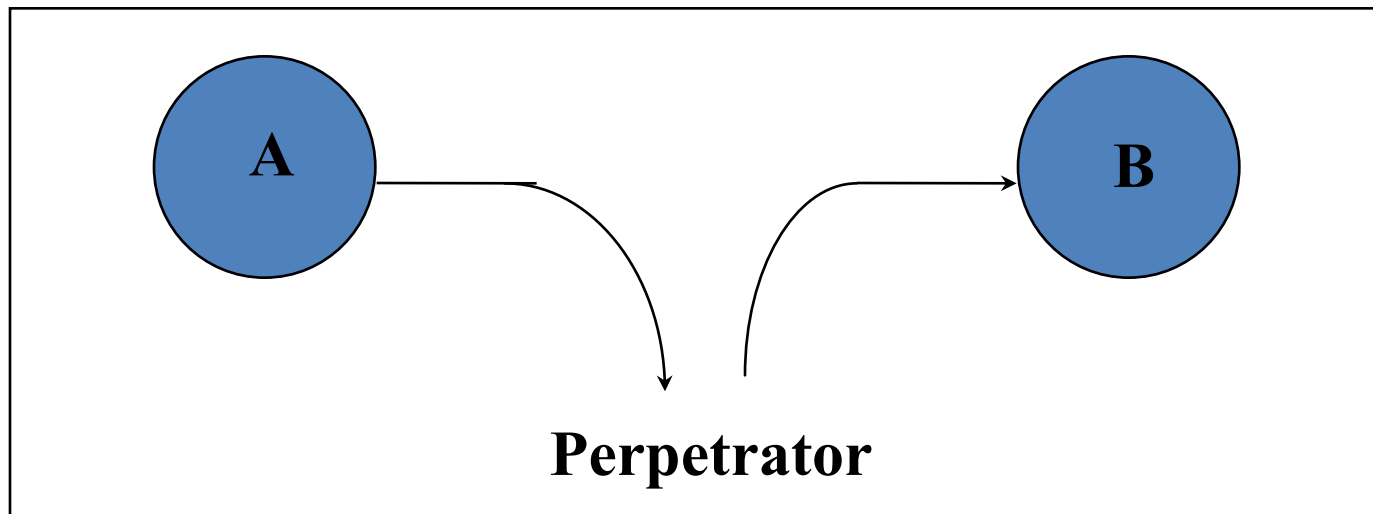
Eavesdropping - Message Interception (Attack on Confidentiality)

- Unauthorized access to information
- Packet sniffers and wiretappers (e.g. tcpdump)
- Illicit copying of files and programs



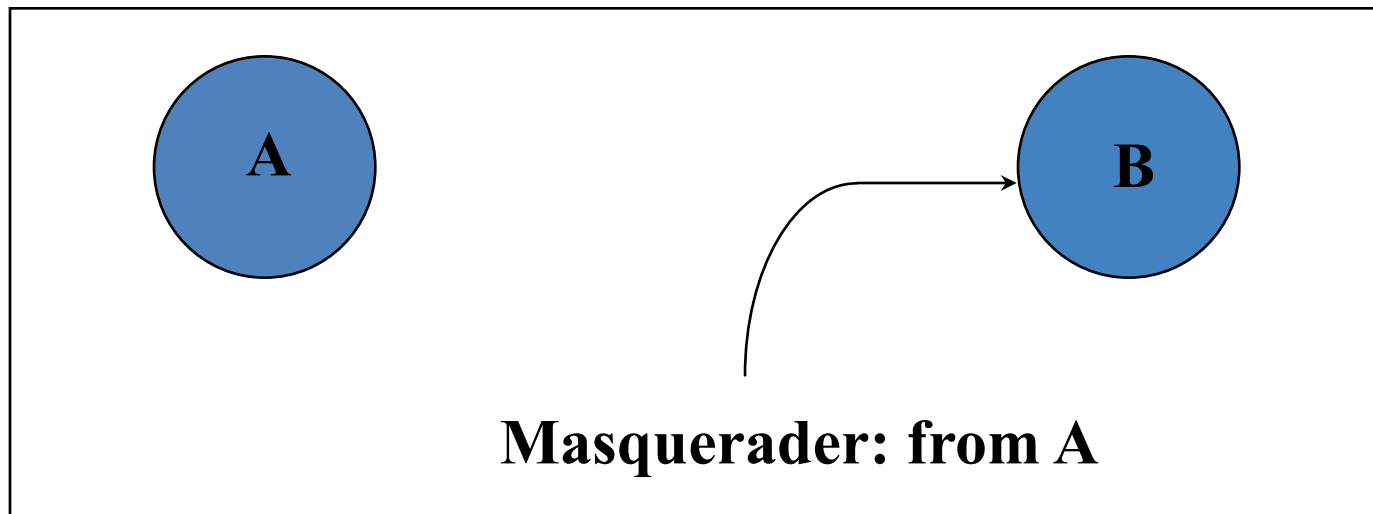
Integrity Attack - Tampering

- Stop the flow of the message
- Delay and optionally modify the message
- Release the message again



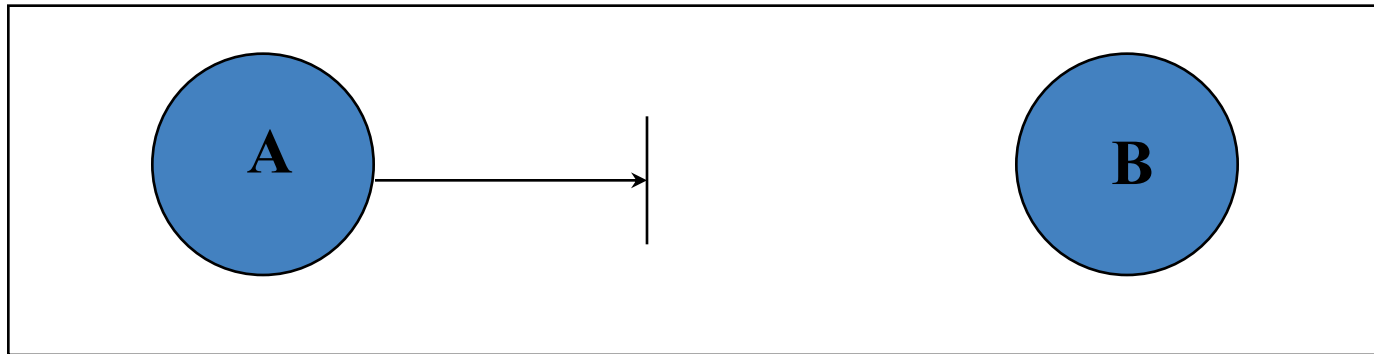
Authenticity Attack - Fabrication

- Unauthorized assumption of other's identity
- Generate and distribute objects under identity



Attack on Availability

- Destroy hardware (cutting fiber) or software
- Modify software in a subtle way
- Corrupt packets in transit



- **Blatant denial of service (DoS):**
 - Crashing the server
 - Overwhelm the server (use up its resource)

Basic Security Properties

- **Confidentiality:** Concealment of information or resources
- **Authenticity:** Identification & assurance of origin of info
- **Integrity:** Trustworthiness of data/resources; preventing improper/unauthorized changes
- **Availability:** Ability to use desired information/resource
- **Non-repudiation:** Offer of evidence that a party indeed is sender or a receiver of certain information
- **Access control:** Facilities to determine and enforce who is allowed access to what resources (host, software, network, ...)

Security protocols at many layers

- **Application layer**
 - E-mail: PGP, using a web-of-trust
 - Web: HTTP-S, using a certificate hierarchy
- **Transport layer**
 - Transport Layer Security/ Secure Socket Layer
- **Network layer**
 - IP Sec
- **Network infrastructure**
 - DNS-Sec and BGP-Sec

Introduction to Cryptography

Cryptographic Algorithms: Goal

- **One-way functions: cryptographic hash**
 - Easy to compute hash
 - Hard to invert
- **“Trapdoor” functions: encryption/signatures**
 - Given ciphertext alone, hard to compute plaintext (invert)
 - Given ciphertext and key (the “trapdoor”), relatively easy to compute plaintext
 - “Level” of security often based on “length” of key

Encryption and MAC/Signatures

Confidentiality (Encryption)

Sender:

- Compute $C = \text{Enc}_K(M)$
- Send C

Receiver:

- Recover $M = \text{Dec}_K(C)$

Auth/Integrity (MAC / Signature)

Sender:

- Compute $s = \text{Sig}_K(\text{Hash}(M))$
- Send $\langle M, s \rangle$

Receiver:

- Compute $s' = \text{Ver}_K(\text{Hash}(M))$
- Check $s' == s$

These are simplified forms of the actual algorithms

Symmetric vs. Asymmetric Crypto

a.k.a. Secret vs. Public Key Crypto

- **Symmetric crypto (all crypto pre 1970s)**
 - Sender and recipient share a common key
 - All classical encryption algorithms are private-key
 - Dual use: confidentiality or authentication/integrity
 - Encryption vs. msg authentication code (MAC)
- **Public-key crypto**
 - (Public, private) key associated w/ea. entity ("Alice")
 - Anybody can encrypt to Alice, anybody can verify Alice's message
 - Only Alice can decrypt, only Alice can "sign"
 - Developed to address "key distribution" problem and "digital signatures" (w/o prior establishment)

Why still both?

- Symmetric Pros and Cons
 - Simple and very fast (1000-10000x faster than asymmetric)
 - Must agree/distribute the key beforehand
 - AES/CBC (256-bit) → 80 MB/s (for 2048 bits, .003 ms)
- Public Key Pros and Cons
 - Easier key pre-distro.: "Public Key Infrastructure" (PKI)
 - Much slower
 - 2048-RSA → 6.1ms Decrypt, 0.16ms Encrypt
- Common "engineering" approach:
 - Best of both worlds via "hybrid" scheme: Use public key to distribute a new random "session" key b/w sender and recipient, then symmetric crypto for remainder of session

Email Security: Pretty Good Privacy (PGP)

Sender and Receiver Keys

- If the receiver knows the sender's public key
 - Sender authentication
 - Sender non-repudiation
- If the sender knows the receiver's public key
 - Confidentiality
 - Receiver authentication



Sending an E-Mail Securely

- **Sender digitally signs the message**
 - Using the sender's private key
- **Sender encrypts the data**
 - Using a one-time session key
 - Sending the session key, encrypted with the receiver's public key
- **Sender converts to an ASCII format**
 - Converting the message to base64 encoding
 - (Email messages must be sent in ASCII)

Public Key Certificate

- **Binding between identity and a public key**
 - “Identity” is, for example, an e-mail address
 - “Binding” ensured using a digital signature
- **Contents of a certificate**
 - Identity of the entity being certified
 - Public key of the entity being certified
 - Identity of the signer
 - Digital signature
 - Digital signature algorithm id




Web of Trust for PGP

- **Decentralized solution**
 - Protection against state actor intrusion
 - No central certificate authorities
- **Customized solution**
 - Individual decides whom to trust, and how much
 - Multiple certificates with different confidence levels
- **Key-signing parties!**
 - Collect and provide public keys in person
 - Sign other's keys, and get your key signed by others

HTTP Security

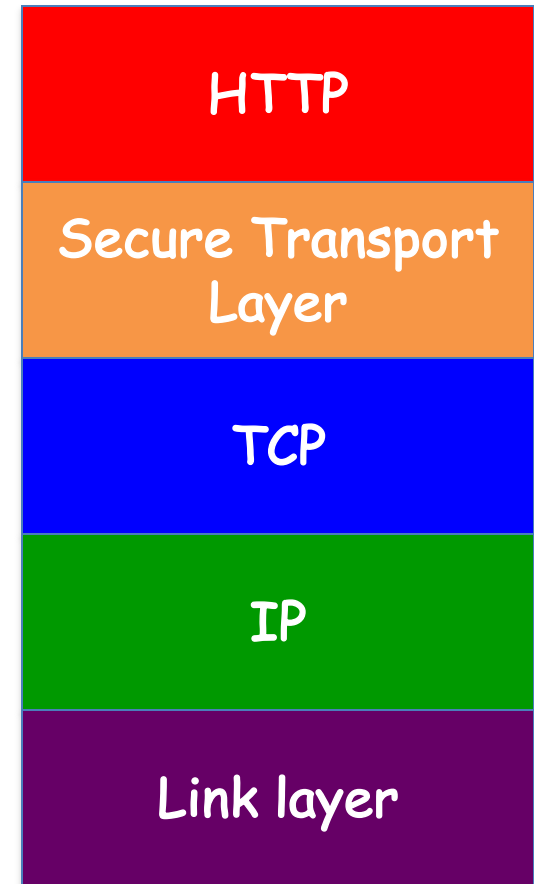
HTTP Threat Model

- **Eavesdropper**
 - Listening on conversation (confidentiality)
- **Man-in-the-middle**
 - Modifying content (integrity)
- **Impersonation**
 - Bogus website (authentication, confidentiality)



HTTP-S: Securing HTTP

- HTTP sits on top of secure channel (SSL/TLS)
 - https:// vs. http://
 - TCP port 443 vs. 80
- All (HTTP) bytes encrypted and authenticated
 - No change to HTTP itself!
- Where to get the key???



Learning a Valid Public Key

  <https://www.wellsfargo.com>



- **What is that lock?**
 - Securely binds domain name to public key (PK)
 - If PK is authenticated, then any message signed by that PK cannot be forged by non-authorized party
 - Believable only if you trust the attesting body
 - Bootstrapping problem: Who to trust, and how to tell if this message is actually from them?

Hierarchical Public Key Infrastructure

- **Public key certificate**
 - Binding between identity and a public key
 - “Identity” is, for example, a domain name
 - Digital signature to ensure integrity
- **Certificate authority**
 - Issues public key certificates and verifies identities
 - Trusted parties (e.g., VeriSign, GoDaddy, Comodo)
 - Preconfigured certificates in Web browsers

Public Key Certificate

The image shows a browser window with the address bar displaying `https://www.wellsfargo.com`. A security information popup is open, titled "Site Information for www.wellsfargo.com".

Site Information for www.wellsfargo.com

- Connection secure**
Certificate issued to: Wells Fargo & Company
- Permissions**
You have not granted this site any special permissions.

At the bottom of the popup is a button: "Clear Cookies and Site Data..."

The background website includes a red header with "WELLS" and navigation links for "Enroll" and "Customer Service". Below the header, there are sections for "Personal Banking and C...", "Wealth Management", and "19 assistance and services. [Lea](#)".

On the left side, there is a "View Your Accounts" section with a lock icon, a "Username" input field, a "Password" input field, and a "Save username" checkbox.

On the right side, there is a large image of a man with glasses smiling, with the text "Innovat", "Conveni", "Building better e", and "Learn More ²⁴".

Certificate

www.wellsfargo.com

DigiCert Global CA G2

DigiCert Global Root G2

Subject Name _____

Business Category Private Organization

Inc. Country US

Inc. State/Province Delaware

Serial Number 251212

Country US

State/Province California

Locality San Francisco

Organization Wells Fargo & Company

Organizational Unit DCG-PSG

Common Name www.wellsfargo.com

Issuer Name _____

Country US

Organization DigiCert Inc

Common Name [DigiCert Global CA G2](#)

Validity _____

Not Before 2/7/2019, 7:00:00 PM (Eastern Daylight Time)

Not After 2/8/2021, 7:00:00 AM (Eastern Daylight Time)

Subject Alt Names _____

DNS Name www.wellsfargo.com

Certificate

www.wellsfargo.com

DigiCert Global CA G2

DigiCert Global Root G2

Subject Name _____
Country US**Organization** DigiCert Inc**Common Name** DigiCert Global CA G2
Issuer Name _____
Country US**Organization** DigiCert Inc**Organizational Unit** www.digicert.com**Common Name** [DigiCert Global Root G2](#)
Validity _____
Not Before 8/1/2013, 8:00:00 AM (Eastern Daylight Time)**Not After** 8/1/2028, 8:00:00 AM (Eastern Daylight Time)
Public Key Info _____
Algorithm RSA**Key Size** 2048**Exponent** 65537**Modulus** D3:48:7C:BE:F3:05:86:5D:5B:D5:2F:85:4E:4B:E0:86:AD:15:AC:61:CF:5B:AF:3E:6A:0A:47:FB:9A:76:91:60:0...
Miscellaneous _____
Serial Number 0C:8E:E0:C9:0D:6A:89:15:88:04:06:1E:E2:41:F9:AF**Signature Algorithm** SHA-256 with RSA Encryption**Version** 3**Download** [PEM \(cert\)](#) [PEM \(chain\)](#)

Transport Layer Security (TLS)

Based on the earlier Secure
Socket Layer (SSL) originally
developed by Netscape

TLS Handshake Protocol

- Send new random value, list of supported ciphers
 - Send pre-secret, encrypted under PK
 - Create shared secret key from pre-secret and random
 - Switch to new symmetric-key cipher using shared key
-
- Send new random value, digital certificate with PK
 - Create shared secret key from pre-secret and random
 - Switch to new symmetric-key cipher using shared key
-

TLS Record Protocol

- **Messages from application layer are:**
 - Fragmented or coalesced into blocks
 - Optionally compressed
 - Integrity-protected using an HMAC
 - Encrypted using symmetric-key cipher
 - Passed to the transport layer (usually TCP)
- **Sequence #s on record-protocol messages**
 - Prevents replays and reorderings of messages

Comments on HTTPS

- **HTTPS authenticates server, not content**
 - If CDN (Akamai) serves content over HTTPS, customer must trust Akamai not to change content
- **Symmetric-key crypto after public-key ops**
 - Handshake protocol using public key crypto
 - Symmetric-key crypto much faster (100-1000x)
- **HTTPS on top of TCP, so reliable byte stream**
 - Can leverage fact that transmission is reliable to ensure: each data segment received exactly once
 - Adversary can't successfully drop or replay packets

IP Security

IP Security

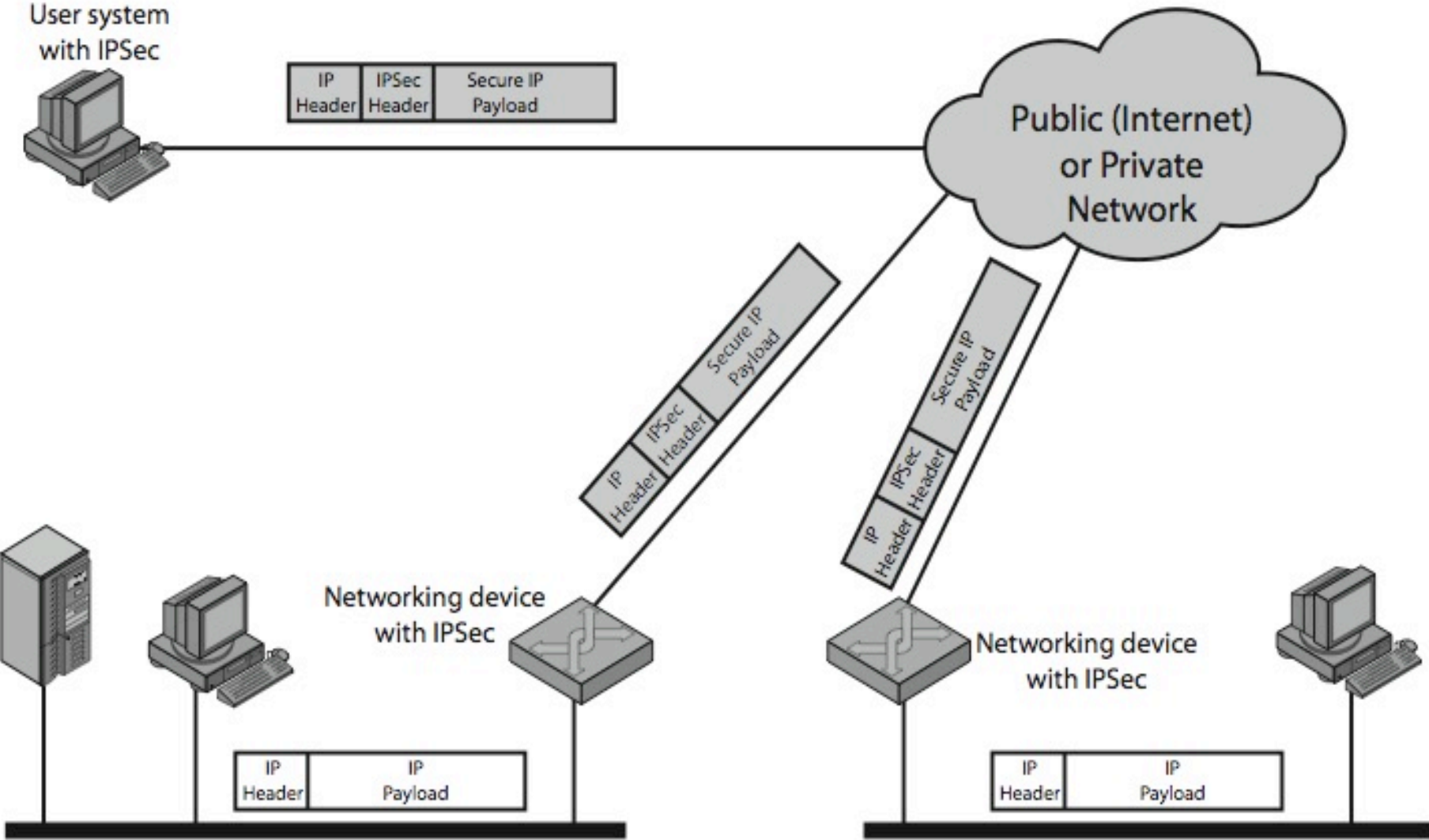
- There are range of app-specific security mechanisms
 - eg. TLS/HTTPS, S/MIME, PGP, Kerberos, ...
- But security concerns that cut across protocol layers
- Implement by the network for all applications?

Enter IPSec!

IPSec

- General IP Security framework
- Allows one to provide
 - Access control, integrity, authentication, originality, and confidentiality
- Applicable to different settings
 - Narrow streams: Specific TCP connections
 - Wide streams: All packets between two gateways

IPSec Uses



Benefits of IPSec

- **If in a firewall/router:**
 - Strong security to all traffic crossing perimeter
 - Resistant to bypass
- **Below transport layer**
 - Transparent to applications
 - Can be transparent to end users
- **Can provide security for individual users**

IP Security Architecture

- Specification quite complex
 - Mandatory in IPv6, optional in IPv4
- Two security header extensions:
 - Authentication Header (AH)
 - Connectionless integrity, origin authentication
 - MAC over most header fields and packet body
 - Anti-replay protection
 - Encapsulating Security Payload (ESP)
 - These properties, plus confidentiality

Encapsulating Security Payload (ESP)

- **Transport mode: Data encrypted, but not header**
 - After all, network headers needed for routing!
 - Can still do traffic analysis, but is efficient
 - Good for host-to-host traffic
- **Tunnel mode ("IP-in-IP")**
 - Encrypts entire IP packet
 - Add new header for next hop
 - Good for VPNs, gateway-to-gateway security

Replay Protection is Hard

- Goal: Eavesdropper can't capture encrypted packet and duplicate later
 - Easy with TLS/HTTP on TCP: Reliable byte stream
 - But IP Sec at packet layer; transport may not be reliable
- IPSec solution: Sliding window on sequence #'s
 - All IPSec packets have a 64-bit sequence number
 - Receiver keeps track of which seqno's seen before
 - [latest - window + 1 , latest]; window ~64 packets
 - Accept packet if
 - seqno > latest (and update latest)
 - Within window but has not been seen before
 - If reliable, could remember last, and accept iff last + 1

Conclusions

- **Security at many layers**
 - Application, transport, and network layers
 - Customized to the properties and requirements
- **Exchanging keys**
 - Public key certificates
 - Certificate authorities vs. Web of trust
- **Next time**
 - Network security: DNS, BGP