



COS 318: Operating Systems

Mutex Implementation

Jaswinder Pal Singh
Computer Science Department
Princeton University

(<http://www.cs.princeton.edu/courses/cos318/>)



Revisit Mutual Exclusion (Mutex)

◆ Critical section

```
Acquire(lock);  
if (noCookies)  
    buy cookies;  
Release(lock);
```

} **Critical section**

◆ Requirements

- Only one process/thread inside a critical section
- No assumption about CPU speeds
- A process/thread inside a critical section should not be blocked by any processes/threads outside the critical section
- No one waits forever
- Works for multiprocessors
- Same code for all processes/threads



Today's Topics

- ◆ Mutex problem
- ◆ Ways of implementing mutual exclusion



Simple Lock Variables

```
Acquire(lock) {  
  while (lock.value == 1)  
    ;  
  lock.value = 1;  
}
```

```
Release(lock) {  
  lock.value = 0;  
}
```

Thread 1:

```
Acquire(lock) {  
  while (lock.value == 1)  
    ;
```

{context switch}

```
lock.value = 1;  
}
```

{context switch}

Thread 2:

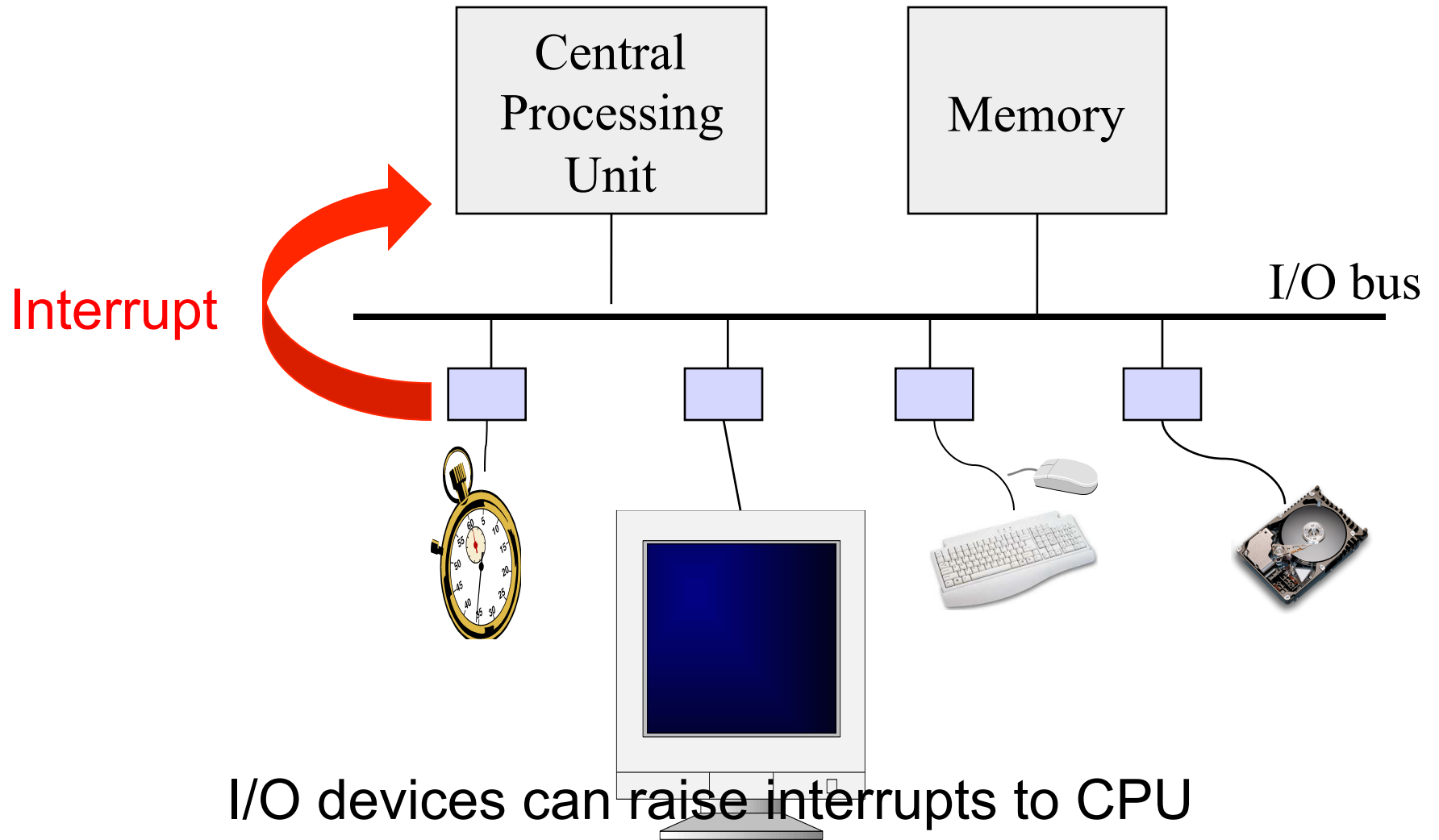
```
Acquire(lock) {  
  while (lock.value == 1)  
    ;
```

{context switch}

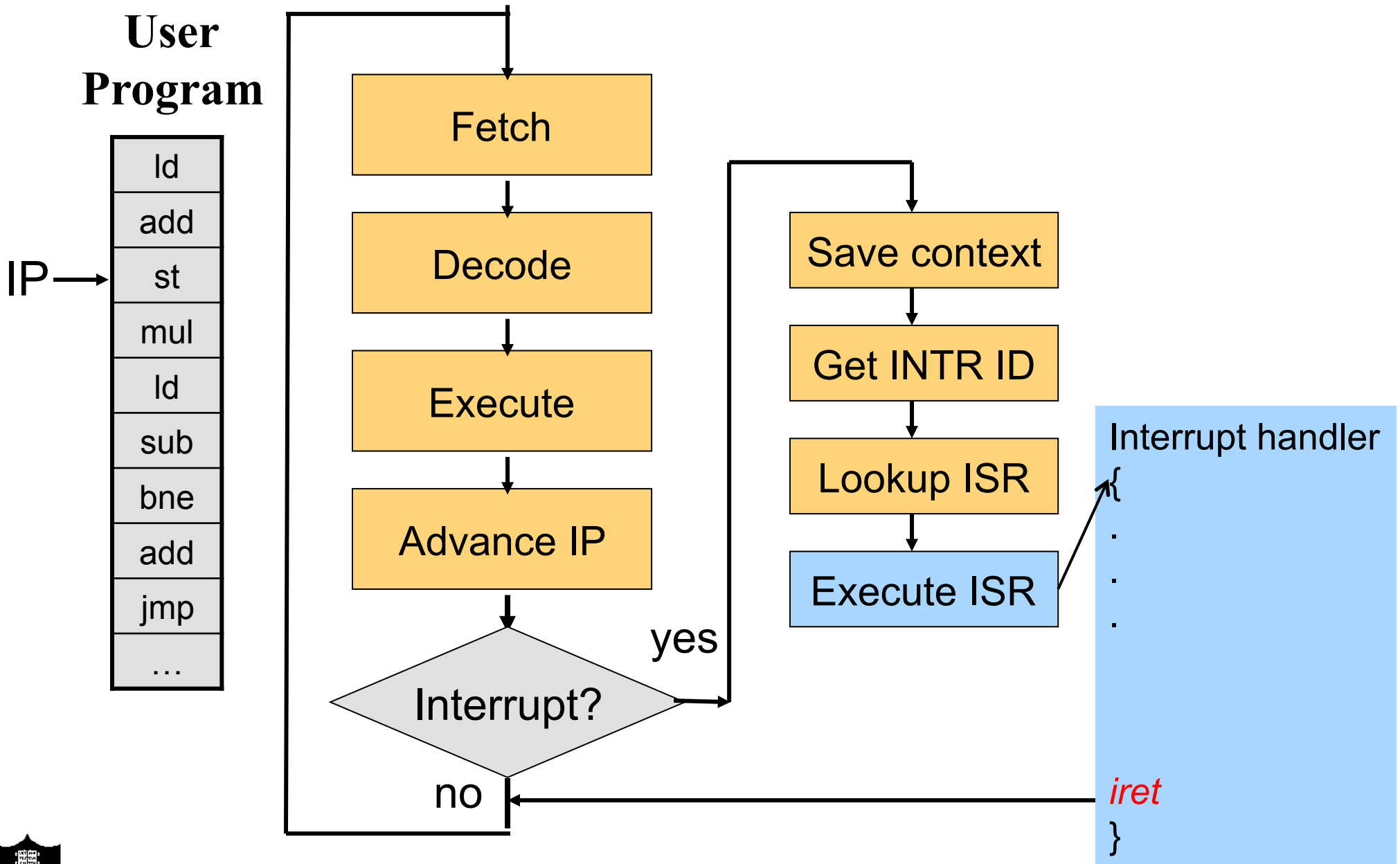
```
lock.value = 1;  
}
```



Interrupt in A Simplified System



Instruction Execution with Interrupt



Most instructions can be interrupted in the middle



Exceptions

- ◆ Interrupts are asynchronous
 - From external sources
 - Examples: alarm clock, I/O bus signals from devices
- ◆ Other exceptions are synchronous (more later)
 - *Processor-detected* or *programmed* exceptions
 - *Faults* — correctable; offending instruction is *retried*
 - *Traps* — often for debugging; instruction is *not* retried
 - *Aborts* — errors when executing instructions



Why Enable or Disable Interrupts

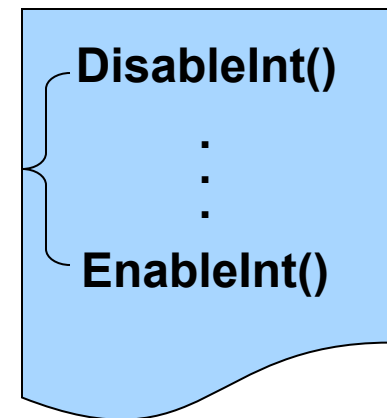
◆ Enable interrupts

- Process I/O requests (e.g. keyboard)
- Implement preemptive CPU scheduling

◆ Disable interrupts

- Introduce uninterruptible code regions
- Think sequentially most of the time
- **Delay** handling of external events

*Uninterruptible
region*



Disabling Interrupts for Critical Section?

Acquire () : disable interrupts

Release () : enable interrupts

Acquire()

critical section?

Release()

Issues:

- Kernel cannot let users disable interrupts
- Critical sections can be arbitrarily long
- Used on uniprocessors, but does not work on multiprocessors



“Disable Interrupts” to Implement Mutex

```
Acquire(lock) {
    disable interrupts;
    while (lock.value != 0)
        ;
    lock.value = 1;
    enable interrupts;
}
```

```
Release(lock) {
    disable interrupts;
    lock.value = 0;
    enable interrupts;
}
```

◆ Issues:

- May disable interrupts forever
- Not designed for user code to use



Fix “Disable Forever” problem?

```
Acquire(lock) {
    disable interrupts;
    while (lock.value != 0) {
        enable interrupts;
        disable interrupts;
    }
    lock.value = 1;
    enable interrupts;
}
```

```
Release(lock) {
    disable interrupts;
    lock.value = 0;
    enable interrupts;
}
```

Issues

- Consume CPU cycles
- Won't work with multiprocessors



Another Implementation

```
Acquire(lock) {
  disable interrupts;
  while (lock.value == 1)
  {
    Enqueue me for lock;
    Yield();
  }
  lock.value = 1;
  enable interrupts;
}
```

```
Release(lock) {
  disable interrupts;
  if (anyone in queue) {
    Dequeue a thread;
    make it ready;
  }
  lock.value = 0;
  enable interrupts;
}
```

Issues

- Working for multiprocessors



Peterson's Algorithm

- ◆ See textbook

```
int turn;
int interested[N];

void enter_region(int process)
{
    int other;

    other = 1 - process;
    interested[process] = TRUE;
    turn = process;
    while(turn == process && interested[other] == TRUE);
}
```

- ◆ *L. Lamport, "A Fast Mutual Exclusion Algorithm," ACM Trans. on Computer Systems, 5(1):1-11, Feb 1987.*
 - 5 writes and 2 reads



Atomic Read-Modify-Write Instructions

- ◆ LOCK prefix in x86
 - Make a specific set instructions atomic
 - Together with BTS to implement Test&Set
- ◆ Exchange (xchg, x86 architecture)
 - Swap register and memory
 - Atomic (even without LOCK)
- ◆ Fetch&Add or Fetch&Op
 - Atomic instructions for large shared memory multiprocessor systems
- ◆ Load linked and store conditional (LL-SC)
 - Read value in one instruction (load linked)
Do some operations;
 - When store, check if value has been modified. If not, ok; otherwise, jump back to start



A Simple Solution with Test&Set

- ◆ Define TAS(lock)
 - If successfully set, return 1;
 - Otherwise, return 0;
- ◆ Any issues with the following solution?

```
Acquire(lock) {  
    while (!TAS(lock.value))  
        ;  
}
```

```
Release(lock.value) {  
    lock.value = 0;  
}
```



Mutex with Less Waiting?

```
Acquire(lock) {
    while (!TAS(lock.guard))
        ;
    if (lock.value) {
        enqueue the thread;
        block and lock.guard = 0;
    } else {
        lock.value = 1;
        lock.guard = 0;
    }
}
```

```
Release(lock) {
    while (!TAS(lock.guard))
        ;
    if (anyone in queue) {
        dequeue a thread;
        make it ready;
    } else
        lock.value = 0;
    lock.guard = 0;
}
```

- ◆ How long does the “busy wait” take?



Example: Protect a Shared Variable

```
Acquire(lock);    /* system call */  
count++;  
Release(lock)    /* system call */
```

- ◆ Acquire(mutex) system call
 - Pushing parameter, sys call # onto stack
 - Generating trap/interrupt to enter kernel
 - Jump to appropriate function in kernel
 - Verify process passed in valid pointer to mutex
 - Minimal spinning
 - Block and unblock process if needed
 - Get the lock
- ◆ Execute “count++;”
- ◆ Release(mutex) system call



Available Primitives and Operations

- ◆ Test-and-set
 - Works at either user or kernel

- ◆ System calls for block/unblock
 - **Block** takes some token and goes to sleep
 - **Unblock** “wakes up” a waiter on token



Block and Unblock System Calls

Block(lock)

- Spin on lock.guard
- Save the context to TCB
- Enqueue TCB to lock.q
- Clear lock.guard
- Call scheduler

Unblock(lock)

- Spin on lock.guard
- Dequeue a TCB from lock.q
- Put TCB in ready queue
- Clear lock.guard



Always Block

```
Acquire(lock) {  
    while (!TAS(lock.value))  
        Block( lock );  
}
```

```
Release(lock) {  
    lock.value = 0;  
    Unblock( lock );  
}
```

◆ Good

- Acquire won't make a system call if TAS succeeds

◆ Bad

- TAS instruction locks the memory bus
- Block/Unblock still has substantial overhead

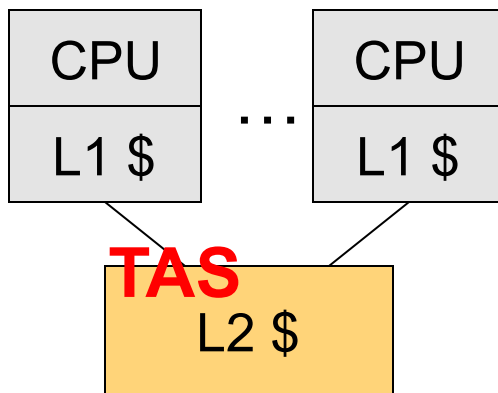


Always Spin

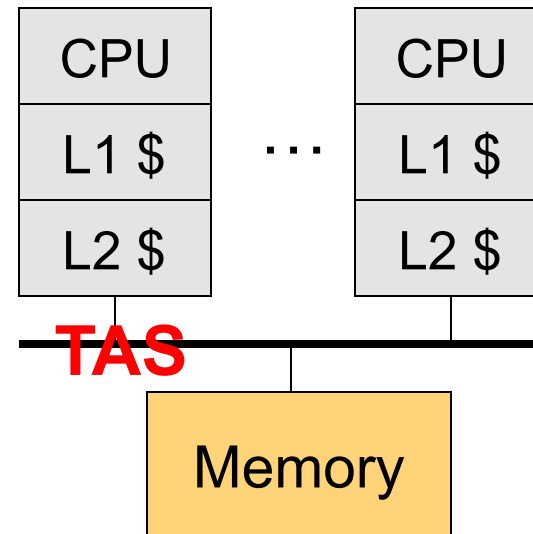
```
Acquire(lock) {  
    while (!TAS(lock.value))  
        while (lock.value)  
            ;  
}
```

```
Release(lock) {  
    lock.value = 0;  
}
```

- ◆ Two spinning loops in `Acquire()` ?



Multicore

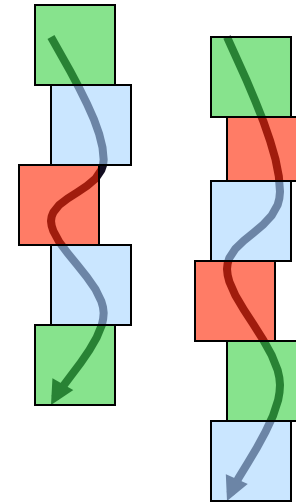


SMP



Optimal Algorithms

- ◆ What is the optimal solution to spin vs. block?
 - Know the future
 - Exactly when to spin and when to block
- ◆ But, we don't know the future
 - There is **no** online optimal algorithm



- ◆ Offline optimal algorithm
 - Afterwards, derive exactly when to block or spin (“what if”)
 - Useful to compare against online algorithms

Competitive Algorithms

- ◆ An algorithm is c -competitive if for every input sequence σ

$$C_A(\sigma) \leq c \times C_{opt}(\sigma) + k$$

- c is a constant
 - $C_A(\sigma)$ is the cost incurred by algorithm A in processing σ
 - $C_{opt}(\sigma)$ is the cost incurred by the optimal algorithm in processing σ
- ◆ What we want is to have c as small as possible
 - Deterministic
 - Randomized



Constant Competitive Algorithms

```
Acquire(lock, N) {
    int i;

    while (!TAS(lock.value)) {
        i = N;
        while (!lock.value && i)
            i--;

        if (!i)
            Block(lock);
    }
}
```

- ◆ Spin up to N times if the lock is held by another thread
- ◆ If the lock is still held after spinning N times, block
- ◆ If spinning N times is equal to the context-switch time, what is the competitive factor of the algorithm?



Approximate Optimal Online Algorithms

◆ Main idea

- Use past to predict future

◆ Approach

- Random walk
 - Decrement N by a unit if the last `Acquire()` blocked
 - Increment N by a unit if the last `Acquire()` didn't block
- Recompute N each time for each `Acquire()` based on some lock-waiting distribution for each lock

◆ Theoretical results

$$E C_A(\sigma(P)) \leq (e/(e-1)) \times E C_{opt}(\sigma(P))$$

The competitive factor is about 1.58.



Empirical Results

	Block	Spin	Fixed C/2	Fixed C	Opt Online	3-samples	R-walk
Nub (2h)	1.943	2.962	1.503	1.559	1.078	1.225	1.093
Taos (24h)	1.715	3.366	1.492	1.757	1.141	1.212	1.213
Taos (M2+)	1.776	3.535	1.483	1.750	1.106	1.177	1.160
Taos (Regsim)	1.578	3.293	1.499	1.748	1.161	1.260	1.268
Ivy (100m)	5.171	2.298	1.341	1.438	1.133	1.212	1.167
Ivy (18h)	7.243	1.562	1.274	1.233	1.109	1.233	1.141
Galaxy	2.897	2.667	1.419	1.740	1.237	1.390	1.693
Hanoi	2.997	2.976	1.418	1.726	1.200	1.366	1.642
Regsim	4.675	1.302	1.423	1.374	1.183	1.393	1.366

Table 1: Synchronization costs for each program relative to the optimal off-line algorithm

	Max spins	Elapsed time (seconds)	Improvement
Always-block	N/A	10529.5	0.0%
Always-spin	N/A	8256.3	21.5%
Fixed-spin	100	9108.0	13.5%
	200	8000.0	24.0%
Opt-known	1008	7881.4	25.1%
Opt-approx	1008	8171.2	22.3%
3-samples	1008	8011.6	23.9%
Random-walk	1008	7929.7	24.7%

Table 3: Elapsed times of Regsim using different spinning strategies.

A. Karlin, K. Li, M. Manasse, and S. Owicki, "Empirical Studies of Competitive Spinning for a Shared-Memory Multiprocessor," *Proceedings of the 13th ACM Symposium on Operating Systems Principle*, 1991.



The Big Picture

OS codes and concurrent applications

	OS codes and concurrent applications			
High-Level Atomic API	Mutex	Semaphores	Monitors	Send/Recv
Low-Level Atomic Ops	Load/store	Interrupt disable/enable	Test&Set	Other atomic instructions
	Interrupts (I/O, timer)	Multiprocessors		CPU scheduling



Summary

- ◆ Disabling interrupts for mutex
 - There are many issues
 - When making it work, it works for only uniprocessors
- ◆ Atomic instruction support for mutex
 - Atomic load and stores are not good enough
 - Test&set and other instructions are the way to go
- ◆ Competitive spinning
 - Spin at the user level most of the time
 - Make no system calls in the absence of contention
 - Have more threads than processors

