


2. Basic Programming Concepts

<http://introc.cs.princeton.edu>



2. Basic Programming Concepts

- Why programming?
- Program development
- Built-in data types
- Type conversion

<http://introc.cs.princeton.edu>


2a. Basics. Why

You need to know how to program


in order to be able to tell a computer what you want it to do.

Naive ideal: Natural language instructions.

"Please simulate the motion of N heavenly bodies, subject to Newton's laws of motion and gravity."



Prepackaged solutions (apps) are great when what they do is what you want.




Programming enables you to make a computer do **anything** you want. ← well, *almost* anything (stay tuned)

first programmer →



Ada Lovelace



← first computer

Analytic Engine

Programming: telling a computer what to do

Programming

- Is *not* just for experts.
- Is a natural, satisfying and creative experience.
- Enables accomplishments not otherwise possible.
- The path to a new world of intellectual endeavor.



Telling a computer what to do

Challenges

- Need to learn what computers *can* do.
- Need to learn a programming *language*.

"Instead of imagining that our main task is to instruct a computer what to do, let us concentrate rather on explaining to human beings what we want a computer to do."

— Don Knuth



Telling a computer what to do

Machine language

- Easy for computer.
- Error-prone for human.

```

10: 8A00 RA ← mem[00]
11: 8B01 RB ← mem[01]
12: 1CAB RC ← RA + RB
13: 9C02 mem[02] ← RC
14: 0000 halt
    
```

Adding two numbers (see Lecture 10)

Natural language

- Easy for human.
- Error-prone for computer.

Kids Make Nutritious Snacks
 Red Tape Holds Up New Bridge
 Police Squad Helps Dog Bite Victim
 Local High School Dropouts Cut in Half

Actual newspaper headlines
 —Rich Pattis

High-level language

- Some difficulty for both.
- An acceptable tradeoff.

```

for (int t = 0; t < 2000; t++)
{
    a[0] = (a[11] ^ a[9]);
    System.out.print(a[0]);
    for (int i = 11; i > 0; i--)
        a[i] = a[i-1];
}
    
```

Simulating an LFSR (see Lecture 1)

But which high-level language?



Naive ideal: A single programming language for all purposes.

Our Choice: Java

Java features

- Widely used.
- Widely available.
- Continuously under development since early 1990s.
- Embraces full set of modern abstractions.
- Variety of automatic checks for mistakes in programs.



James Gosling
<http://java.net/jag>

Java economy

- Mars rover.
- Cell phones.
- Blu-ray Disc.
- Web servers.
- Medical devices.
- Supercomputing.
- ...

\$100 billion,
 5 million developers



Our Choice: Java

Java features

- Widely used.
- Widely available.
- Continuously under development since early 1990s.
- Embraces full set of modern abstractions.
- Variety of automatic checks for mistakes in programs.



Facts of life

- No language is perfect.
- You need to start with *some* language.

"There are only two kinds of programming languages: those people always [gripe] about and those nobody uses."



—Bjarne Stroustrup

Our approach

- Use a minimal subset of Java.
- Develop general programming skills that are applicable to many languages.

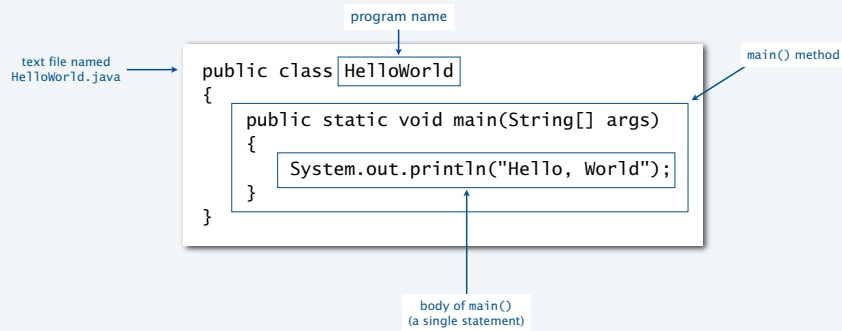
It's not about the language!

A rich subset of the Java language vocabulary

built-in types	operations on numeric types	String operations	assignment	object oriented	Math methods	
int	+	+	=	static	Math.sin()	
long	-	""		class	Math.cos()	
double	*	length()	flow control	public	Math.log()	
char	/	charAt()	if	private	Math.exp()	
String	%	compareTo()	else	new	Math.pow()	
boolean	++	matches()	for	final	Math.sqrt()	
	--		while	toString()	Math.min()	
				main()	Math.max()	
punctuation	comparisons	boolean operations	arrays		Math.abs()	System methods
{	<	true	a[]		Math.PI	System.print()
}	<=	false	length	type conversion methods		System.println()
(>	!	new	Integer.parseInt()		System.printf()
)	>=	&&		Double.parseDouble()		
,	==					our Std methods
;	!=					StdIn.read*()
						StdOut.print*()
						StdDraw.*()
						StdAudio.*()
						StdRandom.*()

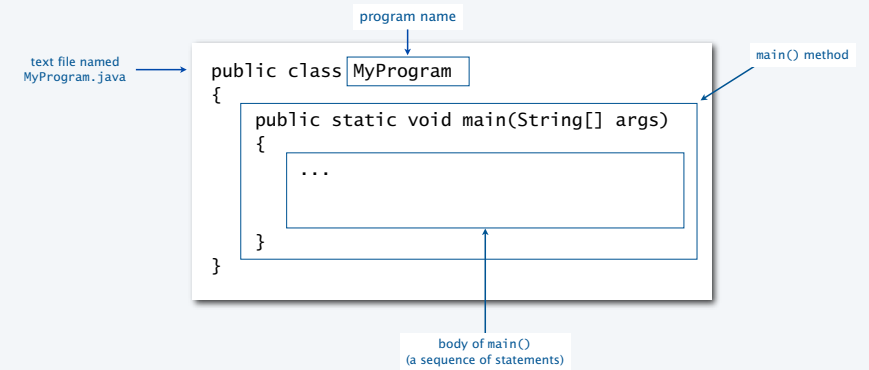
Your programs will primarily consist of these plus identifiers (names) that you make up.

Anatomy of your first program



9

Anatomy of your next several programs



10

TEQ on your first program (easy if you did Exercise 1.1.2)

Q. Use common sense to cope with the following error messages.

```
% javac MyProgram.java
% java MyProgram
Main method not public.
```

```
% javac MyProgram.java
MyProgram.java:3: invalid method declaration; return type required
public static main(String[] args)
      ^
```

11

Three versions of the same program.

```
public class HelloWorld
{
    public static void main(String[] args)
    {
        System.out.println("Hello, World");
    }
}
```



```
/*
 * Compilation: javac HelloWorld.java
 * Execution: java HelloWorld
 * Prints "Hello, World". By tradition, this is everyone's first program.
 *
 * % java HelloWorld
 * Hello, World
 */
public class HelloWorld {
    public static void main(String[] args) {
        System.out.println("Hello, World");
    }
}
```



```
public class HelloWorld { public static void main(String[] args) { System.out.println("Hello, World"); } }
```

Lesson: Fonts, color, comments, and extra space are not relevant to Java.

12

Note on program style

Different styles are appropriate in different contexts.

- DrJava
- Booksite
- Book
- Your code

Enforcing consistent style can


- Stifle creativity.
- Confuse style with language.

Emphasizing consistent style can

- Make it easier to spot errors.
- Make it easier for others to read and use code.
- Enable development environment to provide visual cues.

Bottom line for this course: Life is easiest if you use DrJava style.


```
1 public class HelloWorld {
2     public static void main(String[] args) {
3         System.out.println("Hello, World!");
4     }
5 }
```



2. Basic Programming Concepts

- Why programming?
- Program development
- Built-in data types
- Type conversion

<http://intros.cs.princeton.edu>



2. Basic Programming Concepts

- Why programming?
- Program development
- Built-in data types
- Type conversion

<http://intros.cs.princeton.edu>

Program development in Java

is a three-step process, *with feedback*

1. EDIT your program

- Create it by typing on your computer's keyboard.
- Result: a text file such as HelloWorld.java.

2. COMPILE it to create an executable file

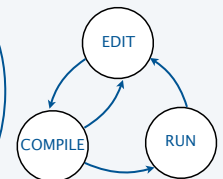
- Use the Java compiler
- Result: a Java bytecode file file such as HelloWorld.class
- Mistake? Go back to 1. to fix and recompile.

not a legal Java program

3. RUN your program

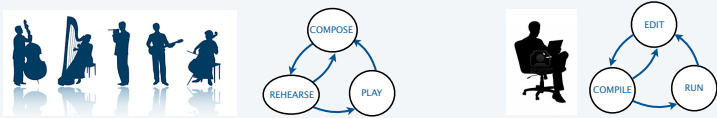
- Use the Java runtime.
- Result: your program's output.
- Mistake? Go back to 1. to fix, recompile, and execute

a legal Java program that does the wrong thing



Software for program development

Any creative process involves cyclic refinement/development.



A significant difference with programs: *We can use our computers to facilitate the process.*

Program development environment: Software for editing, compiling and running programs.

Two time-tested options: (Stay tuned for details).

Virtual terminals

- Same for many languages and systems.
 - Effective even for beginners.
- Bottom line: Extremely simple and concise.

Integrated development environment

- Often language- or system-specific.
 - Can be helpful to beginners.
- Bottom line: Variety of useful tools.

17

Program development environments: a very short history

Historical context is important in computer science.

- We regularly use old software.
- We regularly emulate old hardware.
- We depend upon old concepts and designs.


Widely-used methods for program development

- switches and lights
 - punched cards/compiler/runtime
 - editor/compiler/runtime/terminal
 - editor/compiler/runtime/virtual terminal
 - integrated development environment
-
- A vertical timeline on the right side of the slide shows years from 1960 to 2000 in increments of 10. Horizontal lines with arrows point to the right from the left side of the slide, indicating the duration of each method. The methods and their approximate durations are: 'switches and lights' (1960-1970), 'punched cards/compiler/runtime' (1960-1980), 'editor/compiler/runtime/terminal' (1960-1990), 'editor/compiler/runtime/virtual terminal' (1970-2000), and 'integrated development environment' (1980-2000).

18

Program development with switches and lights

Circa 1970: Use **switches** to input binary program code and data, **lights** to read output.



Stay tuned for details [lectures on the "TOY machine"].

19

Program development with punched cards and line printers

Mid 1970s: Use **punched cards** to input program code and data, **line printer** for output.



Ask your parents about the "computer center" for details.

20

Program development with timesharing terminals

Late 1970s: Use **terminal** for editing program, reading output, and controlling computer.



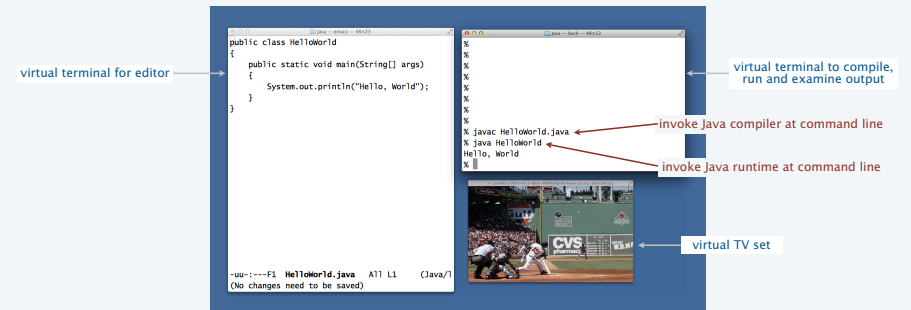
Timesharing allowed many users to share the same computer.

21

Program development with personal computers (one approach)

1980s to present day: Use multiple *virtual terminals* to interact with computer.

- Edit your program using any text editor in a virtual terminal.
- Compile it by typing `javac HelloWorld.java` in another virtual terminal.
- Run it by typing `javac HelloWorld.java`

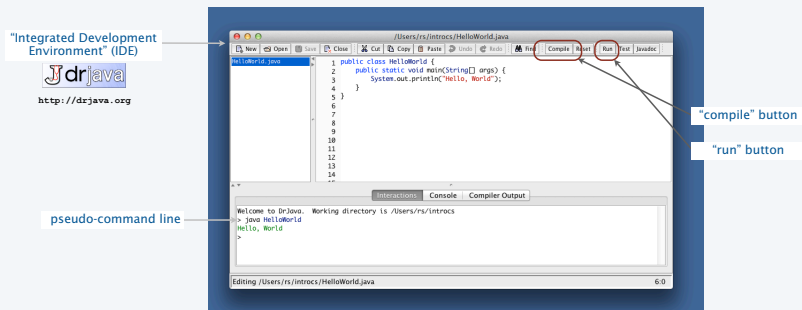


22

Program development with personal computers (another approach)

1980s to present day: Use a *customized application* for program development tasks.

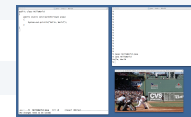
- Edit your program using the built-in text editor.
- Compile it by clicking the “compile” button.
- Run it by clicking the “run” button or using the pseudo-command line.



23

Software for program development: tradeoffs

Virtual terminals



Pros

- Approach works with any language.
- Useful beyond programming.
- Used by professionals.
- Has withstood the test of time.

Cons

- Good enough for long programs?
- Dealing with independent applications.
- Working at too low a level?

This course: Used in lectures/book.

DrJava IDE



Pros

- Easy-to-use language-specific tools.
- System-independent (in principle).
- Used by professionals.
- Can be helpful to beginners.

Cons

- Overkill for short programs?
- Big application to learn and maintain.
- Often language- or system-specific.

Recommended for assignments.

24

Lessons from short history

Every computer has a **program development environment** that allows us to

- **EDIT** programs.
- **COMPILE** them to create an executable file.
- **RUN** them and examine the output.

Two approaches that have served for decades and are still effective:

- multiple virtual terminals.
- integrated development environments.



Xerox Alto 1978



Apple Macintosh 1984



IBM PC 1990s




Intel ultrabooks 2010s



Macbook Air 2013

25




<http://intros.cs.princeton.edu>

2. Basic Programming Concepts

- Why programming?
- **Program development**
- Built-in data types
- Type conversion

2b. Basics . Develo



<http://intros.cs.princeton.edu>

2. Basic Programming Concepts

- Why programming?
- Program development
- **Built-in data types**
- Type conversion

2c. Basics . Types

Built-in data types

A **data type** is a set of values and a set of operations on those values.

type	set of values	examples of values	examples of operations
char	characters	'A' '@'	compare
String	sequences of characters	"Hello World" "CS is fun"	concatenate
int	integers	17 12345	add, subtract, multiply, divide
double	floating-point numbers	3.1415 6.022e23	add, subtract, multiply, divide
boolean	truth values	true false	and, or, not

Java's built-in data types

28

TEQ on data types

Q. What is a data type?

29

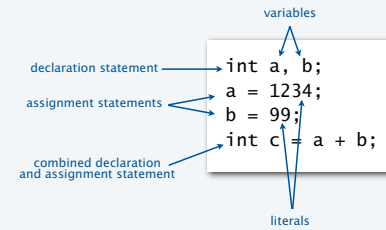
Basic Definitions

A **variable** is a name that refers to a value.

A **literal** is a programming-language representation of a value.

A **declaration statement** associates variables with a type.

An **assignment statement** associates a value with a variable.



30

Variables, literals, declarations, and assignments example: exchange values

```
public class Exchange
{
    public static void main(String[] args)
    {
        int a = 1234;
        int b = 99;
        int t = a;
        a = b;
        b = t;
    }
}
```

This code exchanges the values of a and b.

A trace is a table of variable values after each statement.

	a	b	t
	<i>undefined</i>	<i>undefined</i>	<i>undefined</i>
<code>int a = 1234;</code>	1234	<i>undefined</i>	<i>undefined</i>
<code>int b = 99;</code>	1234	99	<i>undefined</i>
<code>int t = a;</code>	1234	99	1234
<code>a = b;</code>	99	99	1234
<code>b = t;</code>	99	1234	1234

Q. What does this program do?

A. No way for us to confirm that it does the exchange! (Need output, stay tuned).

31

Data type for computing with strings: String

String data type

<i>values</i>	sequences of characters
<i>typical literals</i>	"Hello, " "1 " " * "
<i>operation</i>	concatenate
<i>operator</i>	+

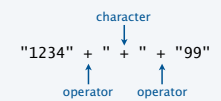
Examples of String operations (concatenation)

expression	value
"Hi, " + "Bob"	"Hi, Bob"
"1" + " 2 " + "1"	"1 2 1"
"1234" + " " + " " + "99"	"1234 99"
"1234" + "99"	"123499"

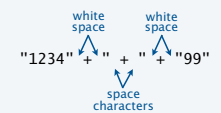
Important note:

Character interpretation depends on context!

Ex 1: plus signs



Ex 2: spaces



Typical use: Input and output.

32

Example of computing with strings: subdivisions of a ruler

```
public class Ruler
{
    public static void main(String[] args)
    {
        String ruler1 = "1";
        String ruler2 = ruler1 + " 2 " + ruler1;
        String ruler3 = ruler2 + " 3 " + ruler2;
        String ruler4 = ruler3 + " 4 " + ruler3;
        System.out.println(ruler4);
    }
}
```

all + ops are concatenation



```
% java Ruler
1 2 1 3 1 2 1 4 1 2 1 3 1 2 1
```

	ruler1	ruler2	ruler3	ruler4
	undefined	undefined	undefined	undefined
ruler1 = "1";	1	undefined	undefined	undefined
ruler2 = ruler1 + " 2 " + ruler1	1	1 2 1	undefined	undefined
ruler3 = ruler2 + " 3 " + ruler2	1	1 2 1	1 2 1 3 1 2 1	undefined
ruler4 = ruler3 + " 4 " + ruler3				1 2 1 3 1 2 1 4 1 2 1 3 1 2 1

33

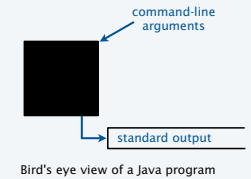
Input and output

is necessary for us to provide data to our programs and to learn the result of computations.

Humans prefer to work with strings.
Programs work more efficiently with numbers.

Output

- `System.out.println()` method prints the given string.
- Java automatically converts numbers to strings for output.



Command-line input

- Strings you type after the program name are available as `args[0]`, `args[1]`, ... at *run* time.
- Q. How do we give an *integer* as command-line input?
- A. Need to call system method `Integer.parseInt()` to convert the strings to integers.

Stay tuned for many more options for input and output, and more details on type conversion.

34

Input and output warmup: exchange values

```
public class Exchange
{
    public static void main(String[] args)
    {
        int a = Integer.parseInt(args[0]);
        int b = Integer.parseInt(args[1]);
        int t = a;
        a = b;
        b = t;
        System.out.println(a);
        System.out.println(b);
    }
}
```

Java automatically converts int values to String for output

```
% java Exchange 5 2
2
5
% java Exchange 1234 99
99
1234
```

Q. What does this program do?

A. Reads two integers from the command line, then prints them out in the opposite order.

35

Data type for computing with integers: int

int data type

values	integers between -2^{31} and $2^{31}-1$				
typical literals	1234	99	-99	0	1000000
operations	add	subtract	multiply	divide	remainder
operator	+	-	*	/	%

Important note:
Only 2^{32} different int values.

not quite the same as integers

Examples of int operations

expression	value	comment
$5 + 3$	8	
$5 - 3$	2	
$5 * 3$	15	
$5 / 3$	1	drop fractional part
$5 \% 3$	2	remainder
$1 / 0$		runtime error

Precedence

expression	value	comment
$3 * 5 - 2$	13	* has precedence
$3 + 5 / 2$	5	/ has precedence
$3 - 5 - 2$	-4	left associative
$(3 - 5) - 2$	-4	better style

Typical usage: Math calculations; specifying programs (stay tuned).

36

Example of computing with integers and strings, with type conversion

```
public class IntOps
{
    public static void main(String[] args)
    {
        int a = Integer.parseInt(args[0]);
        int b = Integer.parseInt(args[1]);
        int sum = a + b;
        int prod = a * b;
        int quot = a / b;
        int rem = a % b;
        System.out.println(a + " + " + b + " = " + sum);
        System.out.println(a + " * " + b + " = " + prod);
        System.out.println(a + " / " + b + " = " + quot);
        System.out.println(a + " % " + b + " = " + rem);
    }
}
```

↑
Java automatically converts int values to String for concatenation

```
% java IntOps 5 2
5 + 2 = 7
5 * 2 = 10
5 / 2 = 2
5 % 2 = 1

% java IntOps 1234 99
1234 + 99 = 1333
1234 * 99 = 122166
1234 / 99 = 12
1234 % 99 = 46
```

Note: $1234 = 12 \cdot 99 + 46$

37

Data type for computing with floating point numbers: double

double data type

values	real numbers				
typical literals	3.14159	-3.0	2.0	1.4142135623730951	6.022e23
operations	add	subtract	multiply	divide	remainder
operator	+	-	*	/	%

6.022×10^{23}

Typical double values are approximations

Examples:

no double value for π .
no double value for $\sqrt{2}$.
no double value for $1/3$.

Examples of double operations

expression	value
3.141 + .03	3.171
3.141 - .03	3.111
6.02e23/2	3.01e23
5.0 / 3.0	1.6666666666666667
10.0 % 3.141	0.577
Math.sqrt(2.0)	1.4142135623730951

Special values

expression	value
1.0 / 0.0	Infinity
Math.sqrt(-1.0)	NaN

"not a number"

Typical use: Scientific calculations.

38

Other built-in numeric types

short data type

values	integers between -2^{15} and $2^{15}-1$
operations	[same as int]

long data type

values	integers between -2^{63} and $2^{63}-1$
operations	[same as int]

float data type

values	approximations to real numbers
operations	[same as double]

Why different numeric types?

- Tradeoff between memory use and range for integers.
- Tradeoff between memory use and precision for real numbers.

short 
int, float 
long, double 

39

Excerpts from Java's Math Library

public class Math	
double abs(double a)	absolute value of a
double max(double a, double b)	maximum of a and b
double min(double a, double b)	minimum of a and b
double sin(double theta)	sine function
double cos(double theta)	cosine function
double tan(double theta)	tangent function
	Degrees in radians. Use toDegrees() and toRadians() to convert.
double exp(double a)	exponential (e^a)
double log(double a)	natural log ($\log_e a$, or $\ln a$)
double pow(double a, double b)	raise a to the bth power (a^b)
long round(double a)	round to the nearest integer
double random()	random number in [0, 1)
double sqrt(double a)	square root of a
double E	value of e (constant)
double PI	value of π (constant)

also defined for int, long, and float

inverse functions also available: asin(), acos(), and atan()



You can discard your calculator now (please).

40

Example of computing with floating point numbers: quadratic equation

From algebra: the roots of $x^2 + bx + c$ are $\frac{-b \pm \sqrt{b^2 - 4c}}{2}$

```
public class Quadratic
{
    public static void main(String[] args)
    {
        // Parse coefficients from command-line.
        double b = Double.parseDouble(args[0]);
        double c = Double.parseDouble(args[1]);

        // Calculate roots of x*x + b*x + c.
        double discriminant = b*b - 4.0*c;
        double d = Math.sqrt(discriminant);
        double root1 = (-b + d) / 2.0;
        double root2 = (-b - d) / 2.0;

        // Print them out.
        System.out.println(root1);
        System.out.println(root2);
    }
}
```

```
% java Quadratic -3.0 2.0      x^2 - 3x + 2
2.0
1.0

% java Quadratic -1.0 -1.0    x^2 - x - 1
1.618033988749895
-0.6180339887498949

% java Quadratic 1.0 1.0     x^2 + x + 1
NaN
NaN

% java Quadratic 1.0 hello
java.lang.NumberFormatException: hello

% java Quadratic 1.0
java.lang.ArrayIndexOutOfBoundsException
```

Need two arguments.
(Fact of life: Not all error messages are crystal clear.)

41

Data type for computing with true and false: boolean

boolean data type

values	true	false	
literals	true	false	
operations	and	or	not
operator	&&		!

Truth-table definitions

a	!a	a	b	a && b	a b
true	false	false	false	false	false
false	true	false	true	false	true
		true	false	false	true
		true	true	true	true

Q. a XOR b?

A. (!a && b) || (a && !b)

Proof

a	b	!a && b	a && !b	(!a && b) (a && !b)
false	false	false	false	false
false	true	true	false	true
true	false	false	true	true
true	true	false	false	false

Typical usage: Control logic and flow of a program (stay tuned).

42

Comparison operators

Fundamental operations that are defined for each built-in type allow us to *compare* values.

- Operands: two expressions of the same type.
- Result: a value of type boolean.

operator	meaning	true	false
==	equal	2 == 2	2 == 3
!=	not equal	3 != 2	2 != 2
<	less than	2 < 13	2 < 2
<=	less than or equal	2 <= 2	3 <= 2
>	greater than	13 > 2	2 < 13
>=	greater than or equal	3 >= 2	2 >= 3

Examples

non-negative discriminant?	(b*b - 4.0*a*c) >= 0.0
beginning of a century?	(year % 100) == 0
legal month?	(month >= 1) && (month <= 12)

Typical double values are approximations so beware of == comparisons

43

Example of computing with booleans: leap year test

Q. Is a given year a leap year?

A. Yes if either (i) divisible by 400 or (ii) divisible by 4 but not 100.

```
public class LeapYear
{
    public static void main(String[] args)
    {
        int year = Integer.parseInt(args[0]);
        boolean isLeapYear;


        // divisible by 4 but not 100
        isLeapYear = (year % 4 == 0) && (year % 100 != 0);

        // or divisible by 400
        isLeapYear = isLeapYear || (year % 400 == 0);

        System.out.println(isLeapYear);
    }
}
```

```
% java LeapYear 2016
true
% java LeapYear 1993
false
% java LeapYear 1900
false
% java LeapYear 2000
true
```

44




2. Basic Programming Concepts

- Why programming?
- Program development
- **Built-in data types**
- Type conversion

<http://intros.cs.princeton.edu>

2c. Basics . Types



2. Basic Programming Concepts

- Why programming?
- Program development
- Built-in data types
- **Type conversion**

<http://intros.cs.princeton.edu>

2d. Basics . Conversion

Type checking

Types of variables involved in data-type operations always must match the definitions.

The Java compiler is your *friend*: it **checks** for type errors in your code.

```
public class BadCode
{
    public static void main(String[] args)
    {
        String s = "123" * 2;
    }
}
```

```
% javac BadCode.java
BadCode.java:5: operator * cannot be applied to java.lang.String,int
    String s = "123" * 2;
                   ^
1 error
```

When appropriate, we often **convert** a value from one type to another to make types match.

47

Type conversion with built-in types

Type conversion is an essential aspect of programming.

Automatic

- Convert number to string for "+".
- Make numeric types match if no loss of precision.

expression	type	value
"x: " + 99	String	"x: 99"
11 * 0.3	double	3.3

Explicitly defined for function call.

Integer.parseInt("123")	int	123
Math.round(2.71828)	long	3

Cast for values that belong to multiple types.

- Ex: small integers can be short, int or long.
- Ex: double values can be truncated to int values.

(int) 2.71828	int	2
(int) Math.round(2.71828)	int	3
11 * (int) 0.3	int	0



Pay attention to the type of your data.

← Type conversion can give counterintuitive results but gets easier to understand with practice

48

TEQ on type conversion

Q. Give the type and value of each of the following expressions.

a. $(7 / 2) * 2.0$

b. $(7 / 2.0) * 2$

c. `"2" + 2`

d. `2.0 + "2"`

49

An instructive story about type conversion

Why different numeric types?

- Tradeoff between memory use and range for integers.
- Tradeoff between memory use and precision for floating-point.



A conversion may be impossible.

- Example: `(short) 70000`.
- Short values must be between -2^{15} and $2^{15} - 1 = 32767$.

What to do with an impossible conversion?

- Approach 1: Avoid doing it in the first place.
- Approach 2 (Java): Live with a well-defined result.
- Approach 3: Crash.



First launch of Ariane 5, 1996

50

Example of type conversion put to good use: pseudo-random integers

System method `Math.random()` returns a pseudo-random `double` value in $[0, 1)$.

Problem: Given N , generate a pseudo-random *integer* between 0 and $N-1$.

```
public class RandomInt
{
    public static void main(String[] args)
    {
        int N = Integer.parseInt(args[0]);
        double r = Math.random();
        int t = (int) (r * N);
        System.out.println(t);
    }
}
```


String to int (system method)

double to int (cast)

int to double (automatic)

```
% java RandomInt 6
3
% java RandomInt 6
0
% java RandomInt 10000
3184
```

51



<http://introcs.cs.princeton.edu>

2. Basic Programming Concepts

- Why programming?
- Program development
- Built-in data types
- Type conversion

Summary

A **data type** is a set of values and a set of operations on those values.

Commonly-used built-in data types in Java

- **String**, for computing with *sequence of characters*, for input and output.
- **int**, for computing with *integers*, for math calculations in programs.
- **double**, for computing with *floating point numbers*, typically for science and math apps.
- **boolean**, for computing with *true* and *false*, for decision making in programs.

In Java you must:

- Declare the types of your variables.
 - Convert from one type to another when necessary.
 - Identify and resolve type errors in order to *compile* your code.
- Pay attention to the **type** of your data.



The Java compiler is your *friend*: it will help you identify and fix type errors in your code.

53



2. Basic Programming Concepts